

PRODUCT SIZE CHART

EVENT SERIES Standard only Packaging (ft²/carton)

Planks	4"x36" (45)	6"x36" (36)
Tile	12"x18" (45)	18"x18" (45)

CONTOUR SERIES Standard Optional Packaging (ft²/carton)

	12"x12" (45)	12"x18" (45)	12"x36" (45)	18"x18" (45)	18"x36" (45)	36"x36" (90)	4"x36" (45)	6"x36" (36)	7.2"x48" (36)
Asphalt				<input checked="" type="checkbox"/>					
Cubist ¹	<input checked="" type="checkbox"/>		<input checked="" type="checkbox"/>	<input checked="" type="checkbox"/>					
Modern Lime	<input checked="" type="checkbox"/>			<input checked="" type="checkbox"/>		<input checked="" type="checkbox"/>			
Rays ¹	<input checked="" type="checkbox"/>	<input checked="" type="checkbox"/>	<input checked="" type="checkbox"/>	<input checked="" type="checkbox"/>	<input checked="" type="checkbox"/>	<input checked="" type="checkbox"/>	<input checked="" type="checkbox"/>	<input checked="" type="checkbox"/>	
Sigma	<input checked="" type="checkbox"/>			<input checked="" type="checkbox"/>			<input checked="" type="checkbox"/>	<input checked="" type="checkbox"/>	
Tide	<input checked="" type="checkbox"/>	<input checked="" type="checkbox"/>	<input checked="" type="checkbox"/>	<input checked="" type="checkbox"/>	<input checked="" type="checkbox"/>	<input checked="" type="checkbox"/>	<input checked="" type="checkbox"/>	<input checked="" type="checkbox"/>	
Contour Stones ²	<input checked="" type="checkbox"/>			<input checked="" type="checkbox"/>					
Atlantis	<input checked="" type="checkbox"/>	<input checked="" type="checkbox"/>	<input checked="" type="checkbox"/>	<input checked="" type="checkbox"/>	<input checked="" type="checkbox"/>	<input checked="" type="checkbox"/>			
Wood Planks							<input checked="" type="checkbox"/>	<input checked="" type="checkbox"/>	<input checked="" type="checkbox"/>

¹Involving metallic pigments enhances the appearance of any building product. Even though state-of-the-art technology is used, natural shading will occur due to the visual variations of metallic components. ²Recommended sizes for all Contour stones listed. Atlantis listed separately.

VICTORY SERIES Standard Optional Packaging (ft²/carton)

	12" x 12" (45)	12" x 18" (45)	12"x36" (45)	18"x18" (45)	18"x36" (45)	36"x36" (90)
Coral Reef/Magics	<input checked="" type="checkbox"/>	<input checked="" type="checkbox"/>	<input checked="" type="checkbox"/>	<input checked="" type="checkbox"/>	<input checked="" type="checkbox"/>	<input checked="" type="checkbox"/>
C-Tech	<input checked="" type="checkbox"/>	<input checked="" type="checkbox"/>	<input checked="" type="checkbox"/>	<input checked="" type="checkbox"/>		
Glitter/US Solids	<input checked="" type="checkbox"/>	<input checked="" type="checkbox"/>	<input checked="" type="checkbox"/>	<input checked="" type="checkbox"/>		
Mineral Chip	<input checked="" type="checkbox"/>	<input checked="" type="checkbox"/>	<input checked="" type="checkbox"/>	<input checked="" type="checkbox"/>	<input checked="" type="checkbox"/>	<input checked="" type="checkbox"/>

Involving metallic pigments enhances the appearance of any building product. Even though state-of-the-art technology is used, natural shading will occur due to the visual variations of metallic components.

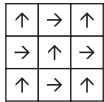
VENUE SERIES Standard only Packaging (ft²/carton)

Wood	4"x36" (45)	6"x36" (36)	6"x48" (36)
Stone	12"x24" (36)	18"x18" (45)	36"x36" (90)
Abstract			
Concrete	6"x36" (36)	18"x18" (45)	36"x36" (45)
Criss Cross	18"x18" (36)	36"x36" (45)	
Fine Lines / Tread	6"x36" (36)	18"x18" (45)	

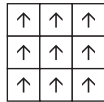
PRODUCT INSTALLATION DIRECTION

EVENT SERIES

The Event Series multi-layered square tiles may be installed quarter turn (tessellated) or unidirectional. However, for best design appeal and results Tandus Centiva recommends the quarter turn method. Rectangular shaped tiles should be installed unidirectional.



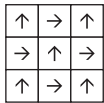
QUARTER TURN



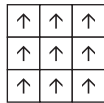
UNIDIRECTIONAL

CONTOUR SERIES

The Contour Series multi-layered square tiles may be installed quarter turn (tessellated) or unidirectional. However, for best design appeal and results Tandus Centiva recommends the quarter turn method. Rectangular shaped tiles should be installed unidirectional.



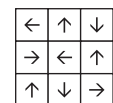
QUARTER TURN



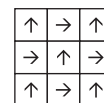
UNIDIRECTIONAL

VICTORY SERIES

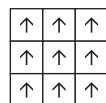
The Victory Series homogeneous products including Coral Reef, Magics and Mineral Chip are non-directional and should be pre-blended before installation begins. The Victory Series multi-layered products including, C-Tech, Glitter and US Solids are to be installed quarter turned (tessellated) or unidirectional. However, for best design appeal and results Tandus Centiva recommends the quarter turn installation method.



NONDIRECTIONAL



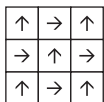
QUARTER TURN



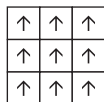
UNIDIRECTIONAL

VENUE SERIES

The Venue Series multi-layered square tiles may be installed quarter turn (tessellated) or unidirectional. However, for best design appeal and results Tandus Centiva recommends the quarter turn method. Rectangular shaped tiles should be installed unidirectional.



QUARTER TURN



UNIDIRECTIONAL