

# ENVIRONMENTAL PRODUCT DECLARATION

as per /ISO 14025/ and /EN 15804/

Owner of the Declaration	<b>Tarkett BV</b>
Programme holder	Institut Bauen und Umwelt e.V. (IBU)
Publisher	Institut Bauen und Umwelt e.V. (IBU)
Declaration number	EPD-DES-20180079-CCA1-EN
Issue date	07.06.2018
Valid to	06.06.2023

Tufted carpet tiles,  
maximum total pile material 900 g/m<sup>2</sup> polyamide 6,  
with 0% recycled content, solution dyed yarn,  
modified bitumen backing

**DESSO®**

[www.ibu-epd.com](http://www.ibu-epd.com) / <https://epd-online.com>



## General Information

### DESSO®

#### Programme holder

IBU - Institut Bauen und Umwelt e.V.  
Panoramastr. 1  
10178 Berlin  
Germany

#### Declaration number

EPD-DES-20180079-CCA1-EN

#### This declaration is based on the product category rules:

Floor coverings, 02/2018  
(PCR checked and approved by the SVR)

#### Issue date

07.06.2018

#### Valid to

06.06.2023

Prof. Dr.-Ing. Horst J. Bossenmayer  
(President of Institut Bauen und Umwelt e.V.)

Dr. Burkhard Lehmann  
(Managing Director IBU)

### Tufted carpet tiles, max. total pile material 900 g/m<sup>2</sup> solution dyed polyamide 6, modified bitumen backing

#### Owner of the declaration

Tarkett BV  
Taxandriaweg 15  
5142 PA Waalwijk,  
The Netherlands

#### Declared product / declared unit

1 m<sup>2</sup> tufted carpet tiles with a surface pile of solution dyed polyamide 6 and a modified bitumen backing

#### Scope:

The manufacturer declaration applies to a group of similar products with a maximum total pile weight of 900 g/m<sup>2</sup>.

The products are manufactured in the production site Dendermonde, Belgium (tufting), and in Waalwijk, The Netherlands (back coating).

LCA results for product groups having a lower total pile weight can be taken from the corresponding tables of the annex. Specific data can be calculated by using equation 1 given in the annex (see annex chapter: 'General Information on the annex').

The declaration is only valid in conjunction with a valid GUT-/PRODIS/ license of the product.

The owner of the declaration shall be liable for the underlying information and evidence; the IBU shall not be liable with respect to manufacturer information, life cycle assessment data and evidences.

#### Verification

The standard /EN 15804/ serves as the core PCR

Independent verification of the declaration and data according to /ISO 14025:2010/

internally  externally

Angela Schindler  
(Independent verifier appointed by SVR)

## Product

#### Product description / Product definition

Tufted carpet tiles having a surface pile of solution dyed polyamide 6 and a modified bitumen backing. The recycled content amounts to a minimum 30% of the total weight. Availability of recycled content is expected to raise over time. Check actual values with Desso.

The declaration applies to a group of products with a maximum total pile weight of 900 g/m<sup>2</sup>.

The LCA results are calculated for products with the maximum total pile weight.

LCA results for product groups having a lower total pile weight can be taken from the corresponding tables of the annex. The LCA results always refer to the

highest total pile weight of the corresponding pile weight category.

Results for similar products with any other total pile weight can be calculated by using equation 1 given in the annex (see annex chapter: 'General Information on the annex').

For the placing on the market of the product in the EU/EFTA (with the exception of Switzerland) Regulation (EU) No. 305/2011 /CPR/ applies. The Declaration of Performance of the products taking into consideration /EN 14041/ and the CE-marking of the products can be found on the manufacturer's technical information section.



### Application

According to the use class as defined in /EN 1307/ the products can be used in all commercial areas which require class 33 or less

### Technical Data

Name	Value	Unit
Product Form	carpet tiles or slabs, several dimensions	-
Type of manufacture	tufted tiles	-
Yarn type	solution dyed polyamide 6	-
Backing	bitumen-based heavy backing	-
Total pile weight	max. 900	g/m <sup>2</sup>
Total carpet weight	max. 4455	g/m <sup>2</sup>

Additional product properties in accordance with /EN 1307/ and performance data of the product in accordance with the Declaration of Performance with respect to its Essential Characteristics according to /EN 14041/ can be found on the Product Information System /PRODIS/ using the /PRODIS/ registration number of the product ([www.pro-dis.info](http://www.pro-dis.info)) or on the manufacturer's technical information section ([www.desso.com](http://www.desso.com)).

### Base materials / Ancillary materials

Name	Value	Unit
Polyamide 6	20.2	%
Polyester	2.7	%
Polypropylene	1.0	%
Limestone	53.1	%
Aluminium hydroxide	4.3	%
Bitumen	11.6	%
Latex	6.0	%
Glass fibre	0.7	%
Additives	0.4	%

The products are registered in the GUT-/PRODIS/ Information System. The /PRODIS/ system ensures the compliance with limitations of various chemicals and VOC-emissions and a ban on use of all substances that are listed as 'Substances of Very High Concern' (SVHC) under /REACH/.

The tiles are Cradle to Cradle® Bronze Level certified and the details can be found on [www.C2C-certified.org](http://www.C2C-certified.org)

### Reference service life

A calculation of the reference service life according to /ISO 15686/ is not possible.

The service life of textile floor coverings strongly depends on the correct installation taking into account the declared use classification and the adherence to cleaning and maintenance instructions.

A minimum service life of 10 years can be assumed, technical service life can be considerably longer.

## LCA: Calculation rules

### Declared Unit

Name	Value	Unit
Declared unit	1	m <sup>2</sup>
Conversion factor to 1 kg	0.22	-
Mass reference	4.455	kg/m <sup>2</sup>

The declared unit refers to 1 m<sup>2</sup> produced textile floor covering. Output of module A5 'Assembly' is 1 m<sup>2</sup> installed textile floor covering.

### System boundary

Type of EPD: Cradle-to-grave

System boundaries of modules A, B, C, D:

#### A1-A3 Production:

Energy supply and production of the basic material, processing of secondary material, auxiliary material, transport of the material to the manufacturing site, emissions, waste water treatment, packaging material and waste processing up to the landfill disposal of residual waste (except radioactive waste). Benefits for generated electricity and steam due to the incineration of production waste are aggregated.

#### A4 Transport:

Transport of the packed textile floor covering from factory gate to the place of installation.

#### A5 Installation:

Installation of the textile floor covering, processing of installation waste and packaging waste up to the landfill disposal of residual waste (except radioactive waste), the production of the amount of carpet that occurs as installation waste including its transport to the place of installation.

Generated electricity and steam due to the incineration of waste are listed in the result table as exported energy.

Preparing of the floor and auxiliary materials (adhesives, fixing agents, PET connectors) are beyond the system boundaries and not taken into account.

#### B1 Use:

Indoor emissions during the use stage. After the first year, no product related VOC emissions are relevant due to known VOC decay curves of the product.

**B2 Maintenance:**

Cleaning of the textile floor covering for a period of 1 year:

Vacuum cleaning – electricity supply

Wet cleaning – electricity, water consumption, production of the cleaning agent, waste water treatment.

The declared values in this module have to be multiplied by the assumed service life of the floor covering in the building in question (see annex, chapter 'General information on use stage').

**B3 - B7:**

The modules are not relevant and therefore not declared.

**C1 De-construction:**

The floor covering is de-constructed manually and no additional environmental impact is caused.

**C2 Transport:**

Transport of the carpet waste to a landfill, to the municipal waste incineration plant (MWI) or to the waste collection facility for recycling.

**C3 Waste processing:**

C3-1: Landfill disposal need no waste processing.

C3-2: Impact from waste incineration (plant with R1>0.6), generated electricity and steam are listed in the result table as exported energy.

C3-3: Collection of the carpet waste for recovery in the cement industry, waste processing (granulating).

**C4 Disposal**

C4-1: Impact from landfill disposal,

C4-2: The carpet waste leaves the system in module C3-2,

C4-3: The pre-processed carpet waste leaves the system in module C3-3

**D Recycling potential:**

D-A5: Benefits for generated energy due to incineration of packaging and installation waste (incineration plant with R1 > 0.6),

D-1: Benefits for generated energy due to landfill disposal of carpet waste at the end-of-life,

D-2: Benefits for generated energy due to incineration of carpet waste at the end-of-life (incineration plant with R1 > 0.6),

D-3: Benefits for saved fossil energy and saved inorganic material due to recovery of the carpet in a cement plant at the end-of-life, transport from the reprocessing plant to the cement kiln.

**Comparability**

Basically, a comparison or an evaluation of EPD data is only possible if all the data sets to be compared were created according to /EN 15804/ and the building context, respectively the product-specific characteristics of performance, are taken into account.

. Background data are taken from the /GaBi database 2018/, service pack 35 and from the /ecoinvent 3.3/ database.

**LCA: Scenarios and additional technical information**

The following information refer to the declared modules and are the basis for calculations or can be used for further calculations. The indicated values refer to the declared functional unit of all products with a total pile weight up to 900 g/m<sup>2</sup>.

**Transport to the construction site (A4)**

Name	Value	Unit
Litres of fuel (LKW, Euro 0-6 Mix)	0.0075	l/100km
Transport distance	700	km
Capacity utilisation (including empty runs)	85	%

**Installation in the building (A5)**

Name	Value	Unit
Material loss	0.13	kg

Polyethylene packaging waste and installation waste are considered to be incinerated in a municipal waste incineration plant. Cardboard packaging waste is going to be recycled.

Preparation of the floor and auxiliaries (adhesives, fixing agents, etc.) are not taken into account.

**Maintenance (B2)**

Indication per m<sup>2</sup> floor covering and per year.

Depending on the application based on EN ISO 10874, the technical service life recommended by the manufacturer and the anticipated strain on the floor by customers, the case-specific useful life can be established. The effects of Module B2 need to be calculated on the basis of this useful life in order to obtain the overall environmental impacts (see annex, chapter 'General Information on use stage').

Name	Value	Unit
Maintenance cycle (wet cleaning)	1.5	1/year
Maintenance cycle (vacuum cleaning)	208	1/year
Water consumption (wet cleaning)	0.004	m <sup>3</sup>
Cleaning agent (wet cleaning)	0.09	kg
Electricity consumption	0.314	kWh

Further information on cleaning and maintenance see [www.desso.com](http://www.desso.com)

**End-of-life (C1-C4)**

Three different end-of-life scenarios are declared and the results are indicated separately in module C.

Each scenario is calculated as a 100% scenario.

Scenario 1: 100% landfill disposal

Scenario 2: 100% municipal waste incineration (MWI) with R1>0.6

Scenario 3: 100% recovery in the cement industry

If combinations of these scenarios have to be calculated this should be done according to the following scheme:

EOL-impact = x% impact (Scenario 1)

+ y% impact (Scenario 2)

+ z% impact (Scenario 3)

Name	Value	Unit
Collected as mixed construction waste (scenario 1 and 2)	4.455	kg
Collected separately (scenario 3)	4.455	kg
Landfilling (scenario 1)	4.455	kg
Energy recovery (scenario 2)	4.455	kg
Energy recovery (scenario 3)	1.86	kg



Recycling (scenario 3)	2.6	kg
------------------------	-----	----

**Reuse, recovery and/or recycling potentials (D),  
relevant scenario information**

Recovery or recycling potentials due to the three end-of-life scenarios (module C) are indicated separately.

*Recycling in the cement industry (scenario 3)*

The organic material of the carpet is used as secondary fuel in a cement kiln. It mainly substitutes for lignite (62.2%), hard coal (27.3%) and petrol coke (10.5%) *VDZ e.V./*.

The inorganic material is substantially integrated in the cement clinker and substitutes for original material input.

## LCA: Results

The results are valid for all declared products with a maximum total pile weight of 900 g/m<sup>2</sup>. LCA results for product groups having a lower total pile weight can be taken from the corresponding tables of the annex. The LCA results always refer to the highest total pile weight of the corresponding pile weight category. Results for similar products with any other total pile weight can be calculated by using equation 1 given in the annex (see annex chapter: 'General Information on the annex').

The declared result figures in module B2 have to be multiplied by the assumed service life (in years) of the floor covering in the building under consideration (see annex, chapter 'General Information on use stage').

**Information on un-declared modules:** Modules B3 - B7 are not relevant during the service life of the carpet and are therefore not declared. Modules C1, C3/1, C4/2 and C4/3 cause no additional impact (see "LCA: Calculation rules") and are therefore not declared. Module C2 represents the transport for scenarios 1, 2 and 3. Column D represents module D/A5.

### DESCRIPTION OF THE SYSTEM BOUNDARY (X = INCLUDED IN LCA; MND = MODULE NOT DECLARED)

PRODUCT STAGE			CONSTRUCTION PROCESS STAGE		USE STAGE							END OF LIFE STAGE				BENEFITS AND LOADS BEYOND THE SYSTEM BOUNDARIES
Raw material supply	Transport	Manufacturing	Transport from the gate to the site	Assembly	Use	Maintenance	Repair	Replacement	Refurbishment	Operational energy use	Operational water use	De-construction demolition	Transport	Waste processing	Disposal	Reuse-Recovery-Recycling-potential
A1	A2	A3	A4	A5	B1	B2	B3	B4	B5	B6	B7	C1	C2	C3	C4	D
X	X	X	X	X	X	X	MNR	MNR	MNR	MND	MND	MND	X	X	X	X

### RESULTS OF THE LCA - ENVIRONMENTAL IMPACT: 1 m<sup>2</sup> textile floor covering

Parameter	Unit	A1-A3	A4	A5	B1	B2	C2	C3/2	C3/3	C4/1	D	D/1	D/2	D/3
GWP	[kg CO <sub>2</sub> -Eq.]	1.08E+1	1.87E-1	4.86E-1	0.00E+0	3.21E-1	1.04E-2	4.62E+0	2.57E-2	3.13E-1	-5.55E-2	0.00E+0	-1.85E+0	-4.61E-1
ODP	[kg CFC11-Eq.]	3.47E-9	5.13E-15	1.01E-10	0.00E+0	1.37E-8	2.86E-16	1.16E-12	1.14E-13	8.45E-14	-1.19E-13	0.00E+0	-3.98E-12	-8.71E-12
AP	[kg SO <sub>2</sub> -Eq.]	1.72E-2	7.71E-4	6.22E-4	0.00E+0	1.41E-3	4.29E-5	3.19E-3	6.67E-5	8.32E-4	-8.60E-5	0.00E+0	-2.87E-3	-1.74E-3
EP	[kg (PO <sub>4</sub> ) <sup>3-</sup> -Eq.]	2.13E-3	1.95E-4	9.22E-5	0.00E+0	4.42E-4	1.08E-5	7.89E-4	6.62E-6	8.71E-4	-9.72E-6	0.00E+0	-3.24E-4	-1.83E-4
POCP	[kg ethene-Eq.]	2.67E-3	-3.20E-4	7.39E-5	6.29E-5	1.74E-4	-1.78E-5	2.04E-4	4.56E-6	9.34E-5	-7.28E-6	0.00E+0	-2.43E-4	-2.36E-4
ADPE	[kg Sb-Eq.]	2.32E-6	1.40E-8	6.92E-8	0.00E+0	1.09E-6	7.81E-10	3.33E-8	1.31E-8	3.41E-8	-1.49E-8	0.00E+0	-4.97E-7	-5.65E-8
ADPF	[MJ]	2.19E+2	2.56E+0	6.55E+0	0.00E+0	6.38E+0	1.42E-1	2.69E+0	2.73E-1	4.54E+0	-7.65E-1	0.00E+0	-2.55E+1	-6.85E+1

Caption: GWP = Global warming potential; ODP = Depletion potential of the stratospheric ozone layer; AP = Acidification potential of land and water; EP = Eutrophication potential; POCP = Formation potential of tropospheric ozone photochemical oxidants; ADPE = Abiotic depletion potential for non-fossil resources; ADPF = Abiotic depletion potential for fossil resources

### RESULTS OF THE LCA - RESOURCE USE: 1 m<sup>2</sup> textile floor covering

Parameter	Unit	A1-A3	A4	A5	B1	B2	C2	C3/2	C3/3	C4/1	D	D/1	D/2	D/3
PERE	[MJ]	1.84E+1	1.42E-1	5.52E-1	0.00E+0	1.56E+0	7.87E-3	3.87E-1	1.76E-1	3.50E-1	-1.85E-1	0.00E+0	-6.17E+0	-4.86E-1
PERM	[MJ]	0.00E+0	0.00E+0	0.00E+0	0.00E+0	0.00E+0	0.00E+0	0.00E+0	0.00E+0	0.00E+0	0.00E+0	0.00E+0	0.00E+0	0.00E+0
PERT	[MJ]	1.84E+1	1.42E-1	5.52E-1	0.00E+0	1.56E+0	7.87E-3	3.87E-1	1.76E-1	3.50E-1	-1.85E-1	0.00E+0	-6.17E+0	-4.86E-1
PENRE	[MJ]	1.62E+2	2.57E+0	6.85E+0	0.00E+0	7.57E+0	1.43E-1	6.95E+1	6.70E+1	4.71E+0	-9.70E-1	0.00E+0	-3.23E+1	-6.89E+1
PENRM	[MJ]	6.65E+1	0.00E+0	0.00E+0	0.00E+0	0.00E+0	0.00E+0	-6.65E+1	-6.65E+1	0.00E+0	0.00E+0	0.00E+0	0.00E+0	0.00E+0
PENRT	[MJ]	2.29E+2	2.57E+0	6.85E+0	0.00E+0	7.57E+0	1.43E-1	3.02E+0	4.69E-1	4.71E+0	-9.70E-1	0.00E+0	-3.23E+1	-6.89E+1
SM	[kg]	1.87E+0	0.00E+0	5.45E-2	0.00E+0	0.00E+0	0.00E+0	0.00E+0	0.00E+0	0.00E+0	0.00E+0	0.00E+0	0.00E+0	2.59E+0
RSF	[MJ]	0.00E+0	0.00E+0	0.00E+0	0.00E+0	0.00E+0	0.00E+0	0.00E+0	0.00E+0	0.00E+0	0.00E+0	0.00E+0	0.00E+0	0.00E+0
NRSF	[MJ]	0.00E+0	0.00E+0	0.00E+0	0.00E+0	0.00E+0	0.00E+0	0.00E+0	0.00E+0	0.00E+0	0.00E+0	0.00E+0	-2.43E-29	6.65E+1
FW	[m <sup>3</sup> ]	3.34E-2	2.61E-4	1.51E-3	0.00E+0	7.38E-3	1.45E-5	1.77E-2	2.40E-4	-1.21E-5	-2.52E-4	0.00E+0	-8.41E-3	-6.18E-3

Caption: PERE = Use of renewable primary energy excluding renewable primary energy resources used as raw materials; PERM = Use of renewable primary energy resources used as raw materials; PERT = Total use of renewable primary energy resources; PENRE = Use of non-renewable primary energy excluding non-renewable primary energy resources used as raw materials; PENRM = Use of non-renewable primary energy resources used as raw materials; PENRT = Total use of non-renewable primary energy resources; SM = Use of secondary material; RSF = Use of renewable secondary fuels; NRSF = Use of non-renewable secondary fuels; FW = Use of net fresh water

### RESULTS OF THE LCA – OUTPUT FLOWS AND WASTE CATEGORIES: 1 m<sup>2</sup> textile floor covering

Parameter	Unit	A1-A3	A4	A5	B1	B2	C2	C3/2	C3/3	C4/1	D	D/1	D/2	D/3
HWD	[kg]	2.30E-7	1.48E-7	1.20E-8	0.00E+0	1.26E-9	8.25E-9	1.85E-8	2.20E-10	2.01E-8	-3.95E-10	0.00E+0	-1.32E-8	-1.93E-9
NHWD	[kg]	2.57E-1	2.15E-4	4.34E-2	0.00E+0	8.24E-3	1.20E-5	1.20E+0	3.30E-4	4.44E+0	-4.13E-4	0.00E+0	-1.38E-2	-9.24E-2
RWD	[kg]	3.99E-3	3.51E-6	1.21E-4	0.00E+0	3.95E-4	1.95E-7	1.33E-4	7.77E-5	6.69E-5	-8.14E-5	0.00E+0	-2.71E-3	-1.56E-4
CRU	[kg]	0.00E+0	0.00E+0	0.00E+0	0.00E+0	0.00E+0	0.00E+0	0.00E+0	0.00E+0	0.00E+0	0.00E+0	0.00E+0	0.00E+0	0.00E+0
MFR	[kg]	0.00E+0	0.00E+0	1.22E-1	0.00E+0	0.00E+0	0.00E+0	0.00E+0	2.59E+0	0.00E+0	0.00E+0	0.00E+0	0.00E+0	0.00E+0
MER	[kg]	0.00E+0	0.00E+0	0.00E+0	0.00E+0	0.00E+0	0.00E+0	0.00E+0	1.86E+0	0.00E+0	0.00E+0	0.00E+0	0.00E+0	0.00E+0
EEE	[MJ]	0.00E+0	0.00E+0	2.33E-1	0.00E+0	0.00E+0	0.00E+0	7.77E+0	0.00E+0	0.00E+0	0.00E+0	0.00E+0	0.00E+0	0.00E+0
EET	[MJ]	0.00E+0	0.00E+0	4.32E-1	0.00E+0	0.00E+0	0.00E+0	1.44E+1	0.00E+0	0.00E+0	0.00E+0	0.00E+0	0.00E+0	0.00E+0

Caption: HWD = Hazardous waste disposed; NHWD = Non-hazardous waste disposed; RWD = Radioactive waste disposed; CRU = Components for re-use; MFR = Materials for recycling; MER = Materials for energy recovery; EEE = Exported electrical energy; EEE = Exported thermal energy

## References

### **/IBU 2016/**

IBU (2016): General Programme Instructions for the Preparation of EPDs at the Institut Bauen und Umwelt e.V., Version 1.1 Institut Bauen und Umwelt e.V., Berlin.

[www.ibu-epd.de](http://www.ibu-epd.de)

### **/ISO 14025/**

DIN EN /ISO 14025:2011-10/, Environmental labels and declarations — Type III environmental declarations — Principles and procedures

### **/EN 15804/**

/EN 15804:2012-04+A1 2013/, Sustainability of construction works — Environmental Product Declarations — Core rules for the product category of construction products

### **EN 16810**

DIN EN 16810: 2017-08: Resilient, textile and laminate floor coverings – Environmental product declarations – Product category rules

### **PCR Part A**

Institut Bauen und Umwelt e.V., Berlin (pub.): Product Category Rules for Construction Products from the range of Environmental Product Declarations of Institut Bauen und Umwelt (IBU), Part A: Calculation Rules for the Life Cycle Assessment and Requirements on the Background Report, V1.7, March 2018  
[www.bau-umwelt.de](http://www.bau-umwelt.de)

### **PCR Part B**

Institut Bauen und Umwelt e.V., Berlin (pub.): Product Category Rules for Construction Products from the range of Environmental Product Declarations of Institut Bauen und Umwelt (IBU), Part B: Requirements on the EPD for floor coverings, V1.2, February 2018  
[www.bau-umwelt.de](http://www.bau-umwelt.de)

### **EN 1307**

DIN EN 1307: 2014+A1:2016: Textile floor coverings - Classification

### **EN 14041**

DIN EN 14041: 2008-05: Resilient, textile and laminate floor coverings - Essential characteristics

### **ISO 10874**

DIN EN ISO 10874: 2012-04: Resilient, textile and laminate floor coverings - Classification

### **EN 13501-1**

DIN EN 13501-1:2010-01: Fire classification of construction products and building elements - Part 1: Classification using data from reaction to fire tests

### **ISO 15686**

ISO 15686: Buildings and constructed assets - Service life planning

ISO 15686-1: 2011-05: Part 1: General principles and framework

ISO 15686-2: 2012-05: Part 2: Service life prediction procedures

ISO 15686-7: 2006-03: Part 7: Performance evaluation for feedback of service life data from practice

ISO 15686-8: 2008-06: Part 8: Reference service life and service-life estimation

### **VDZ e.V.**

Umweltdaten der deutschen Zementindustrie 2016

### **CPR**

Construction Products Regulation, Regulation (EU) No 305/2011 of the European Parliament and of the Council of 9 March 2011

### **PRODIS**

Product Information System (PRODIS) of the European Carpet Industry, Gemeinschaft umweltfreundlicher Teppichboden e.V (GUT) and European Carpet and Rug Association (ECRA), <http://www.pro-dis.info>

### **REACH**

Regulation concerning the Registration, Evaluation, Authorisation and Restriction of Chemicals (REACH), establishing a European Chemicals Agency (ECHA), European Union Regulation No 1907/2006, June 2017,

### **GaBi database 2018**

GaBi Software-System and Database for Life Cycle Engineering, thinkstep AG, Leinfelden-Echterdingen, service pack 35, 2018

### **ecoinvent 3.3**

ecoinvent, Zurich, Switzerland, Database Version 3.3, August 2016



**Publisher**

Institut Bauen und Umwelt e.V.  
Panoramastr. 1  
10178 Berlin  
Germany

Tel +49 (0)30 3087748- 0  
Fax +49 (0)30 3087748- 29  
Mail [info@ibu-epd.com](mailto:info@ibu-epd.com)  
Web [www.ibu-epd.com](http://www.ibu-epd.com)

**Programme holder**

Institut Bauen und Umwelt e.V.  
Panoramastr 1  
10178 Berlin  
Germany

Tel +49 (0)30 - 3087748- 0  
Fax +49 (0)30 - 3087748 - 29  
Mail [info@ibu-epd.com](mailto:info@ibu-epd.com)  
Web [www.ibu-epd.com](http://www.ibu-epd.com)

**Author of the Life Cycle**

**Assessment**  
Gemeinschaft umweltfreundlicher  
Teppichboden (GUT) e.V.  
Schönebergstraße 2  
52068 Aachen  
Germany

Tel +45 (0)241 96843 410  
Fax +45 (0)241 96843 400  
Mail [mail@gut-ev.de](mailto:mail@gut-ev.de)  
Web [www.gut-ev.org](http://www.gut-ev.org)

**Owner of the Declaration**

Tarkett BV  
Taxandriaweg 15  
5142 PA Waalwijk  
Netherlands

Tel +31 (0)416 684 152  
Fax +31 (0)416 335 955  
Mail [deso@tarkett.com](mailto:deso@tarkett.com)  
Web [www.deso.com](http://www.deso.com)

# Annex

(for products with a max. total pile weight of 600 g/m<sup>2</sup>)

to the

## ENVIRONMENTAL PRODUCT DECLARATION

as per ISO 14025 and EN 15804

Owner of the Declaration	Tarkett BV
Programme holder	Institut Bauen und Umwelt e.V. (IBU)
Publisher	Institut Bauen und Umwelt e.V. (IBU)
Declaration number	EPD-DES-20180079-CCA1-EN
Issue date	07.06.2018
Valid to	06.06.2023

### Tufted carpet tiles

with a maximum total pile weight of 900 g/m<sup>2</sup>

pile material polyamide 6, solution dyed

modified bitumen backing

**Desso®**

[www.bau-umwelt.com](http://www.bau-umwelt.com) / <https://epd-online.com>



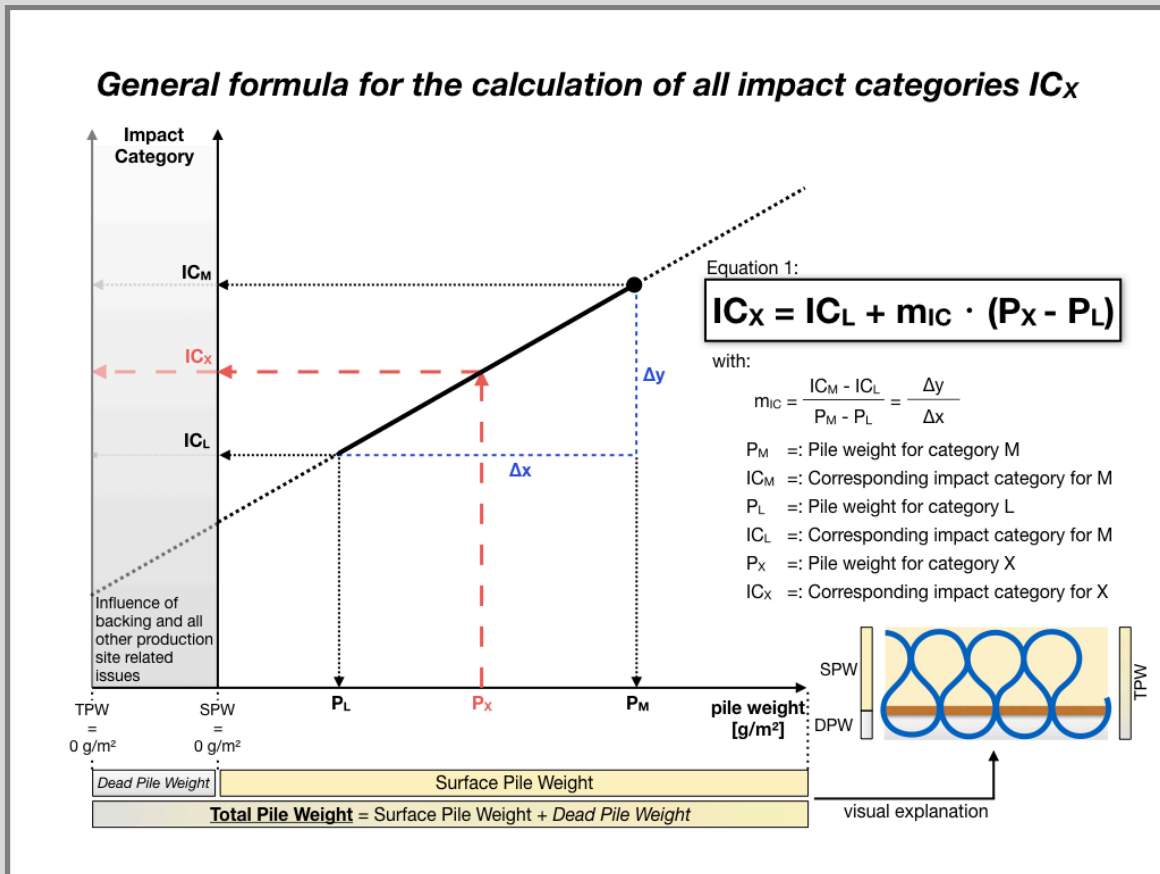
## General Information on the annex

The EPD document is valid for all products with a total pile weight lower or equal to the declared maximum pile weight of 900 g/m<sup>2</sup>.

This annex provides calculated LCA results for a fixed set of structurally identical products with lower total pile weights in intervals of 100 g/m<sup>2</sup>.

As, for all impact categories and all modules (A-D), LCA results show a linear correlation with the total pile weight, it is also possible to calculate LCA results for any product with a total pile weight P<sub>x</sub> different from those already mentioned in the annex.

LCA results can be calculated by using general 'equation 1', as shown in the graph below.



**Graph 1:** General formula for the calculation of all impact categories IC<sub>X</sub>.

The following table gives the definition of pile weight categories used in this annex:

Category	L	X <sub>1</sub>	X <sub>2</sub>	X <sub>n</sub>	M
max. pile weight per category	lowest pile weight, as declared in the annex	L + 100 g/m <sup>2</sup>	X <sub>1</sub> + 100 g/m <sup>2</sup>	X <sub>n-1</sub> + 100 g/m <sup>2</sup>	max. pile weight, as declared in the EPD



## General Information on use stages B1 to B7

LCA results indicate environmental impacts resulting from use stage B1 to B7.

For textile floor coverings only modules B1 (use) and B2 (maintenance) are taken into account. Modules B3 (repair), B4 (replacement), B5 (refurbishment), B6 (operational energy use) and B7 (operational water use) are not relevant during the service life of textile floor coverings.

**Module B1** 'use' includes emissions to the indoor air during the use stage. Relevant emissions only occur in the first year of life (see LCA: Calculation rules).

**Module B2** 'maintenance' includes cleaning procedures.

### Reference service life (RSL)

The actual service life of textile floor coverings depends on a wide range of various impact factors such as the allocation of the application area to the use class, maintenance, intensity of use and most often fashion and building related aspects. Therefore, technical service life cannot be defined for textile floor coverings.

### Total environmental impacts from module B2

Total environmental impacts have to be calculated by taking into account the service life of textile floor coverings. Therefore, the assumed real life (ARSL) has to be used for the calculation of total environmental impacts taking into account the expected use conditions (see RSL).

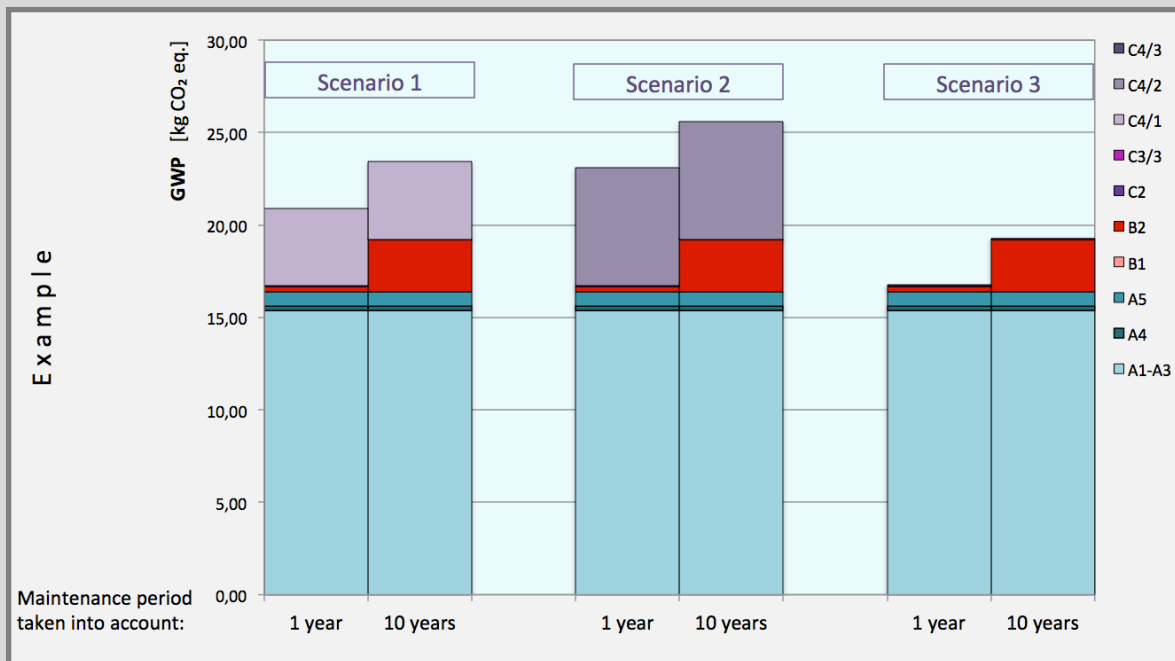
Module B2 (maintenance) is depending on the service life.

Values for module B2 given in the result tables are indicated for the period of one year. They have to be multiplied by the ARSL of the textile floor covering taking into account building related aspects.

The influence of the maintenance period on the Global Warming Potential (GWP) of the whole life cycle of a textile floor covering - differentiated for 3 end-of-life scenarios - is illustrated in the graph below.

#### 3 end-of-life scenarios:

- Scenario 1: 100 % Landfill disposal
- Scenario 2: 100 % Municipal waste incineration
- Scenario 3: 100 % Recycling in the cement industry



**Graph 2:** Global Warming Potential (GWP) - aggregation of module A to module C - taking into account a maintenance period of 1 year compared to a maintenance period of 10 years - for the three declared end-of-life scenarios.

## 1. Information on products with a total pile weight of max. 600 g/m<sup>2</sup>

### Product description

Name	Value	Unit
Type of manufacture	tufted tiles	-
Yarn type	polyamide 6, solution dyed	-
Max. total pile weight	600	g/m <sup>2</sup>
Secondary backing	bitumen-based heavy backing	-
Product Form	several dimensions	
Max. total carpet weight	4155	g/m <sup>2</sup>

### Base materials / Ancillary materials

Name	Value for category	Unit
Polyamide 6	14,4	%
Polyester	2,9	%
Polypropylene	1,1	%
Limestone	56,9	%
Aluminiumhydroxide	4,6	%
SBR-Latex	6,5	%
Bitumen	12,4	%
Glass fibre	0,7	%
Additives	0,5	%
Recycled content out of total weight	32	%

### LCA: Declared Unit

Name	Value for category	Unit
Declared unit	1,0	m <sup>2</sup>
Conversion factor to 1 kg	0,24	m <sup>2</sup> /kg
Mass reference	4,2	kg/m <sup>2</sup>

### LCA: Scenarios and additional technical information

All indicated values refer to the declared functional unit

#### Transport to the construction site (A4)

Name	Value for category	Unit
Litres of fuel (truck, EURO 0-5 mix)	0,0070	l/100km
Transport distance	700	km
Capacity utilisation (including empty runs)	85	%

#### Installation in the building (A5)

Name	Value for category	Unit
Material lost	0,12	kg

#### Maintenance (B2)

Indication per m<sup>2</sup> and year

Name	Value for category	Unit
Maintenance cycle (wet cleaning)	1,5	1/year
Maintenance cycle (vacuum cleaning)	208	1/year
Water consumption (wet cleaning)	0,004	m <sup>3</sup>
Cleaning agent (wet cleaning)	0,09	kg
Electricity consumption	0,314	kWh

#### End of Life (C1-C4)

Name	Value for category	Unit
Collected as mixed construction waste (scenario 1 and 2)	4,16	kg/m <sup>2</sup>
Collected separately (scenario 3)	4,16	kg/m <sup>2</sup>
Landfilling (scenario 1)	4,16	kg/m <sup>2</sup>
Energy recovery (scenario 2)	4,16	kg/m <sup>2</sup>
Energy recovery (scenario 3)	1,57	kg/m <sup>2</sup>
Recycling (scenario 3)	2,59	kg/m <sup>2</sup>

## LCA: Results for products with a maximum total pile weight of 600 g/m<sup>2</sup>

The declared result figures in module B2 have to be multiplied by the assumed service time (in years) of the floor covering in the building considered (see chapter: 'General Information on use stages B1 to B7').

### Information on un-declared modules:

Modules B3 - B7 are not relevant during the service life of the carpet and are therefore not declared.

Modules C1, C3/1, C4/2 and C4/3 cause no additional impact and are therefore not declared.

Module C2 represents the transport for scenarios 1, 2 and 3.

### Description of the system boundary

(X = Included in LCA; MDN = Module not declared)

State of production			State of construction phase		State of use							End of life state				Credits and loads after life
raw material supply	transport	manufacturing	delivery	installation	use	maintenance	repair	replacement	renewal	energy use	water use	stop of use / demolition	transport	waste management	disposal	reuse, recovery and recycling potential
A1	A2	A3	A4	A5	B1	B2	B3	B4	B5	B6	B7	C1	C2	C3	C4	D
X	X	X	X	X	X	X	MDN	MDN	MDN	MDN	MDN	MDN	X	X	X	X

### Results of the LCA - Environmental impact: 1 m<sup>2</sup> floor covering

Parameter	Unit	A1-A3	A4	A5	B1	B2	C2	C3/2	C3/3	C4/1	D/A5	D/1	D/2	D/3
<b>GWP</b>	[kg CO <sub>2</sub> -eq]	7,78E+00	1,75E-01	3,77E-01	0,00E+00	3,21E-01	9,69E-03	3,94E+00	2,40E-02	2,92E-01	-4,56E-02	0,00E+00	-1,52E+00	-4,03E-01
<b>ODP</b>	[kg CFC11-eq]	3,47E-09	4,80E-15	1,01E-10	0,00E+00	1,37E-08	2,66E-16	1,15E-12	1,07E-13	7,88E-14	-9,78E-14	0,00E+00	-3,26E-12	-8,69E-12
<b>AP</b>	[kg SO <sub>2</sub> -eq]	1,28E-02	7,21E-04	4,66E-04	0,00E+00	1,41E-03	4,00E-05	2,37E-03	6,22E-05	7,76E-04	-7,05E-05	0,00E+00	-2,35E-03	-1,54E-03
<b>EP</b>	[kg PO <sub>4</sub> ] <sup>3</sup> -eq]	1,63E-03	1,82E-04	7,05E-05	0,00E+00	4,42E-04	1,01E-05	5,76E-04	6,17E-06	8,13E-04	-7,98E-06	0,00E+00	-2,66E-04	-1,62E-04
<b>POCP</b>	[kg ethen-eq]	1,91E-03	-2,99E-04	5,07E-05	6,29E-05	1,74E-04	-1,66E-05	1,55E-04	4,26E-06	8,71E-05	-5,98E-06	0,00E+00	-1,99E-04	-2,09E-04
<b>ADPE</b>	[kg Sb-eq]	1,99E-06	1,31E-08	5,93E-08	0,00E+00	1,09E-06	7,28E-10	3,01E-08	1,22E-08	3,18E-08	-1,22E-08	0,00E+00	-4,07E-07	-4,99E-08
<b>ADPF</b>	[MJ]	1,66E+02	2,39E+00	4,99E+00	0,00E+00	6,38E+00	1,33E-01	2,38E+00	2,55E-01	4,23E+00	-6,30E-01	0,00E+00	-2,10E+01	-5,87E+01

Caption: **GWP** = Global warming potential; **ODP** = Depletion potential of the stratospheric ozone layer; **AP** = Acidification potential of land and water; **EP** = Eutrophication potential; **POCP** = Formation potential of tropospheric ozone photochemical oxidants; **ADPE** = Abiotic depletion potential for non-fossil resources; **ADPF** = Abiotic depletion potential for fossil resources



### Results of the LCA - Resource use: 1 m<sup>2</sup> floor covering

Parameter	Unit	A1-A3	A4	A5	B1	B2	C2	C3/2	C3/3	C4/1	D/A5	D/1	D/2	D/3
PERE	[MJ]	1,53E+01	1,32E-01	4,61E-01	0,00E+00	1,56E+00	7,34E-03	3,59E-01	1,64E-01	3,27E-01	-1,52E-01	0,00E+00	-5,05E+00	-4,34E-01
PERM	[MJ]	0,00E+00	0,00E+00	0,00E+00	0,00E+00	0,00E+00	0,00E+00	0,00E+00	0,00E+00	0,00E+00	0,00E+00	0,00E+00	0,00E+00	0,00E+00
PERT	[MJ]	1,53E+01	1,32E-01	4,61E-01	0,00E+00	1,56E+00	7,34E-03	3,59E-01	1,64E-01	3,27E-01	-1,52E-01	0,00E+00	-5,05E+00	-4,34E-01
PENRE	[MJ]	1,17E+02	2,40E+00	5,21E+00	0,00E+00	7,57E+00	1,33E-01	5,94E+01	5,71E+01	4,39E+00	-7,98E-01	0,00E+00	-2,66E+01	-5,91E+01
PENRM	[MJ]	5,67E+01	0,00E+00	0,00E+00	0,00E+00	0,00E+00	0,00E+00	-5,67E+01	-5,67E+01	0,00E+00	0,00E+00	0,00E+00	0,00E+00	0,00E+00
PENRT	[MJ]	1,73E+02	2,40E+00	5,21E+00	0,00E+00	7,57E+00	1,33E-01	2,69E+00	4,38E-01	4,39E+00	-7,98E-01	0,00E+00	-2,66E+01	-5,91E+01
SM	[kg]	1,87E+00	0,00E+00	5,44E-02	0,00E+00	0,00E+00	0,00E+00	0,00E+00	0,00E+00	0,00E+00	0,00E+00	0,00E+00	0,00E+00	2,59E+00
RSF	[MJ]	0,00E+00	0,00E+00	0,00E+00	0,00E+00	0,00E+00	0,00E+00	0,00E+00	0,00E+00	0,00E+00	0,00E+00	0,00E+00	0,00E+00	0,00E+00
NRSF	[MJ]	0,00E+00	0,00E+00	0,00E+00	0,00E+00	0,00E+00	0,00E+00	0,00E+00	0,00E+00	0,00E+00	0,00E+00	0,00E+00	0,00E+00	5,69E+01
FW	[m <sup>3</sup> ]	2,59E-02	2,44E-04	1,24E-03	0,00E+00	7,38E-03	1,35E-05	1,60E-02	2,24E-04	-1,13E-05	-2,07E-04	0,00E+00	-6,89E-03	-5,32E-03

**PERE** = Use of renewable primary energy excluding renewable primary energy resources used as raw materials; **PERM** = Use of renewable primary energy resources used as raw materials; **PERT** = Total use of renewable primary energy resources; **PENRE** = Use of non-renewable primary energy excluding non-renewable primary energy resources used as raw materials; **PENRM** = Use of non-renewable primary energy resources used as raw materials; **PENRT** = Total use of non-renewable primary energy resources; **SM** = Use of secondary material; **RSF** = Use of renewable secondary fuels; **NRSF** = Use of non-renewable secondary fuels; **FW** = Use of net fresh water

### Results of the LCA - Output flows and waste categories: 1 m<sup>2</sup> floor covering

Parameter	Unit	A1-A3	A4	A5	B1	B2	C2	C3/2	C3/3	C4/1	D/A5	D/1	D/2	D/3
HWD	[kg]	1,95E-07	1,39E-07	1,07E-08	0,00E+00	1,26E-09	7,70E-09	1,84E-08	2,05E-10	1,88E-08	-3,24E-10	0,00E+00	-1,08E-08	-9,92E-10
NHWD	[kg]	2,31E-01	2,01E-04	4,26E-02	0,00E+00	8,24E-03	1,12E-05	1,19E+00	3,08E-04	4,14E+00	-3,39E-04	0,00E+00	-1,13E-02	-9,23E-02
RWD	[kg]	2,92E-03	3,28E-06	8,88E-05	0,00E+00	3,95E-04	1,82E-07	1,23E-04	7,24E-05	6,24E-05	-6,66E-05	0,00E+00	-2,22E-03	-1,40E-04
CRU	[kg]	0,00E+00	0,00E+00	0,00E+00	0,00E+00	0,00E+00	0,00E+00	0,00E+00	0,00E+00	0,00E+00	0,00E+00	0,00E+00	0,00E+00	0,00E+00
MFR	[kg]	0,00E+00	0,00E+00	1,22E-01	0,00E+00	0,00E+00	0,00E+00	0,00E+00	2,59E+00	0,00E+00	0,00E+00	0,00E+00	0,00E+00	0,00E+00
MER	[kg]	0,00E+00	0,00E+00	0,00E+00	0,00E+00	0,00E+00	0,00E+00	0,00E+00	1,56E+00	0,00E+00	0,00E+00	0,00E+00	0,00E+00	0,00E+00
EEE	[MJ]	0,00E+00	0,00E+00	1,91E-01	0,00E+00	0,00E+00	0,00E+00	6,36E+00	0,00E+00	0,00E+00	0,00E+00	0,00E+00	0,00E+00	0,00E+00
EET	[MJ]	0,00E+00	0,00E+00	3,56E-01	0,00E+00	0,00E+00	0,00E+00	1,19E+01	0,00E+00	0,00E+00	0,00E+00	0,00E+00	0,00E+00	0,00E+00

**HWD** = Hazardous waste disposed; **NHWD** = Non-hazardous waste disposed; **RWD** = Radioactive waste disposed; **CRU** = Components for re-use; **MFR** = Materials for recycling; **MER** = Materials for energy recovery; **EEE** = Exported electrical energy; **EET** = Exported thermal energy

# Annex

(for products with a max. total pile weight of 700 g/m<sup>2</sup>)

to the

## ENVIRONMENTAL PRODUCT DECLARATION

as per ISO 14025 and EN 15804

Owner of the Declaration	Tarkett BV
Programme holder	Institut Bauen und Umwelt e.V. (IBU)
Publisher	Institut Bauen und Umwelt e.V. (IBU)
Declaration number	EPD-DES-20180079-CCA1-EN
Issue date	07.06.2018
Valid to	06.06.2023

### Tufted carpet tiles

with a maximum total pile weight of 900 g/m<sup>2</sup>

pile material polyamide 6, solution dyed

modified bitumen backing

**Desso®**

[www.bau-umwelt.com](http://www.bau-umwelt.com) / <https://epd-online.com>



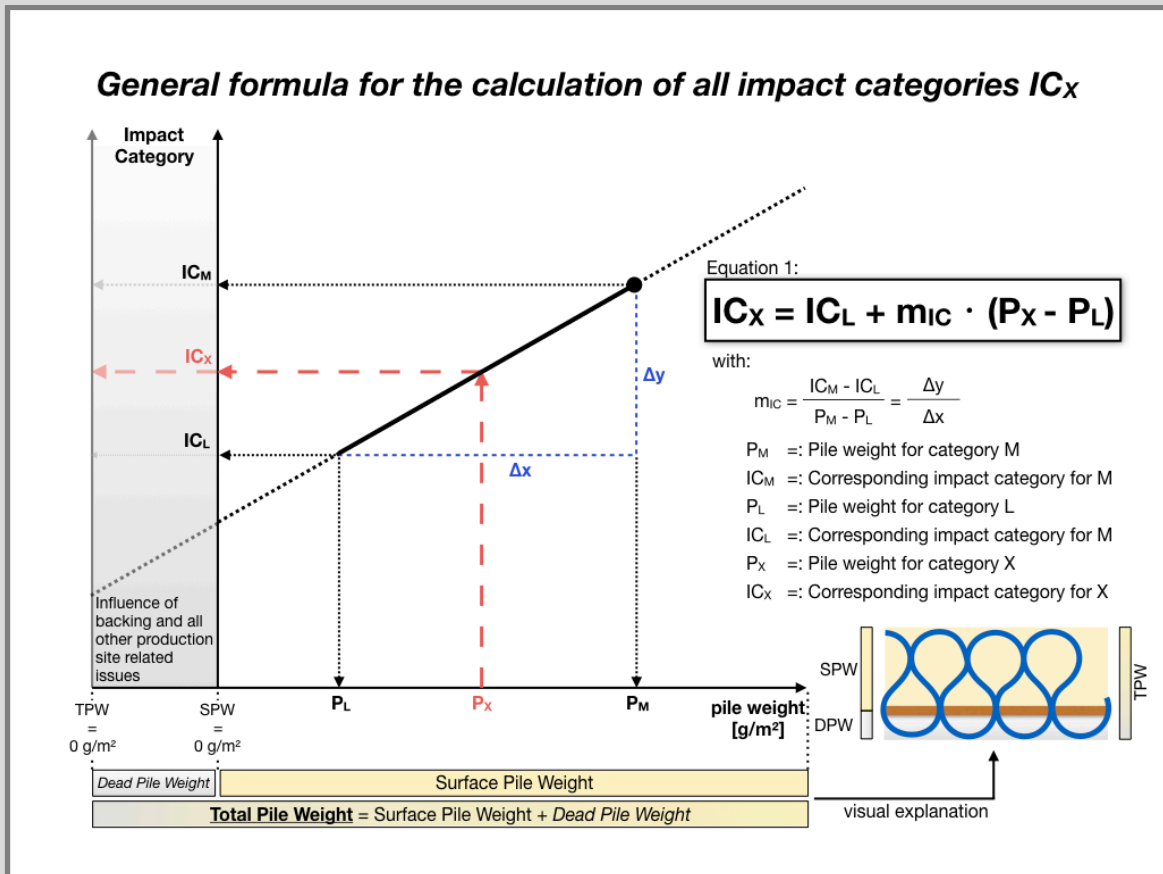
## General Information on the annex

The EPD document is valid for all products with a total pile weight lower or equal to the declared maximum pile weight of 900 g/m<sup>2</sup>.

This annex provides calculated LCA results for a fixed set of structurally identical products with lower total pile weights in intervals of 100 g/m<sup>2</sup>.

As, for all impact categories and all modules (A-D), LCA results show a linear correlation with the total pile weight, it is also possible to calculate LCA results for any product with a total pile weight  $P_x$  different from those already mentioned in the annex.

LCA results can be calculated by using general 'equation 1', as shown in the graph below.



**Graph 1:** General formula for the calculation of all impact categories  $IC_x$ .

The following table gives the definition of pile weight categories used in this annex:

Category	L	$X_1$	$X_2$	$X_n$	M
max. pile weight per category	lowest pile weight, as declared in the annex	$L + 100 \text{ g/m}^2$	$X_1 + 100 \text{ g/m}^2$	$X_{n-1} + 100 \text{ g/m}^2$	max. pile weight, as declared in the EPD



## General Information on use stages B1 to B7

LCA results indicate environmental impacts resulting from use stage B1 to B7.

For textile floor coverings only modules B1 (use) and B2 (maintenance) are taken into account. Modules B3 (repair), B4 (replacement), B5 (refurbishment), B6 (operational energy use) and B7 (operational water use) are not relevant during the service life of textile floor coverings.

**Module B1** 'use' includes emissions to the indoor air during the use stage. Relevant emissions only occur in the first year of life (see LCA: Calculation rules).

**Module B2** 'maintenance' includes cleaning procedures.

### Reference service life (RSL)

The actual service life of textile floor coverings depends on a wide range of various impact factors such as the allocation of the application area to the use class, maintenance, intensity of use and most often fashion and building related aspects. Therefore, technical service life cannot be defined for textile floor coverings.

### Total environmental impacts from module B2

Total environmental impacts have to be calculated by taking into account the service life of textile floor coverings. Therefore, the assumed real life (ARSL) has to be used for the calculation of total environmental impacts taking into account the expected use conditions (see RSL).

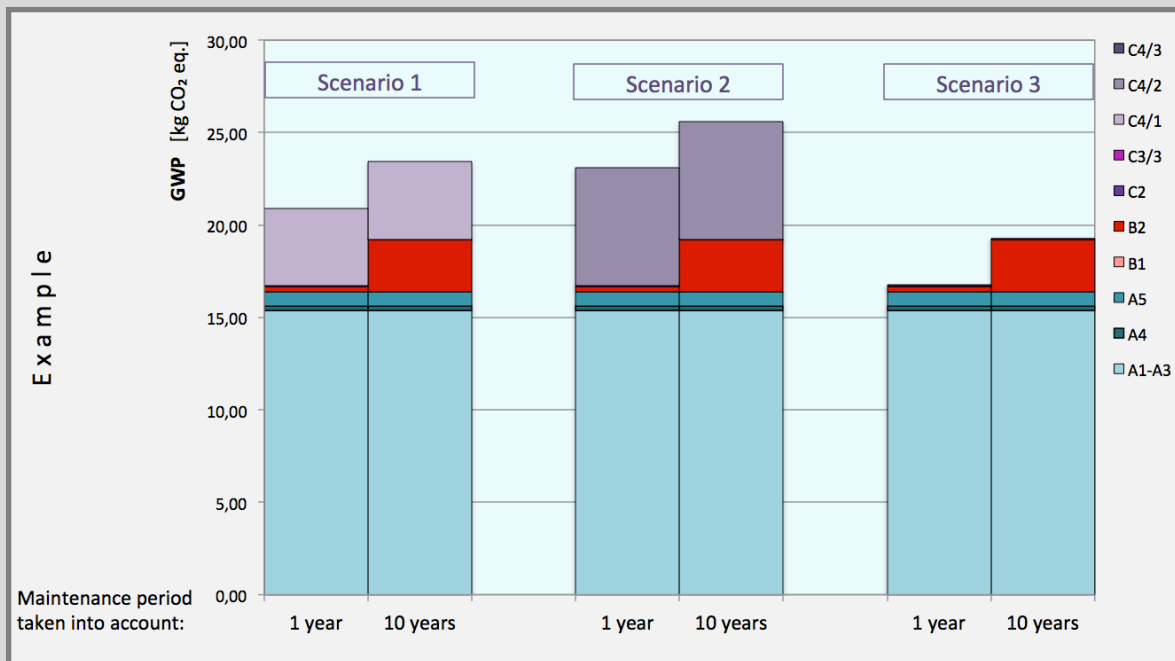
Module B2 (maintenance) is depending on the service life.

Values for module B2 given in the result tables are indicated for the period of one year. They have to be multiplied by the ARSL of the textile floor covering taking into account building related aspects.

The influence of the maintenance period on the Global Warming Potential (GWP) of the whole life cycle of a textile floor covering - differentiated for 3 end-of-life scenarios - is illustrated in the graph below.

#### 3 end-of-life scenarios:

- Scenario 1: 100 % Landfill disposal
- Scenario 2: 100 % Municipal waste incineration
- Scenario 3: 100 % Recycling in the cement industry



**Graph 2:** Global Warming Potential (GWP) - aggregation of module A to module C - taking into account a maintenance period of 1 year compared to a maintenance period of 10 years - for the three declared end-of-life scenarios.

## 1. Information on products with a total pile weight of max. 700 g/m<sup>2</sup>

### Product description

Name	Value	Unit
Type of manufacture	tufted tiles	-
Yarn type	polyamide 6, solution dyed	-
Max. total pile weight	700	g/m <sup>2</sup>
Secondary backing	bitumen-based heavy backing	-
Product Form	several dimensions	
Max. total carpet weight	4255	g/m <sup>2</sup>

### Base materials / Ancillary materials

Name	Value for category	Unit
Polyamide 6	16,5	%
Polyester	2,8	%
Polypropylene	1,0	%
Limestone	55,6	%
Aluminiumhydroxide	4,5	%
SBR-Latex	6,3	%
Bitumen	12,1	%
Glass fibre	0,7	%
Additives	0,5	%
Recycled content out of total weight	31	%

### LCA: Declared Unit

Name	Value for category	Unit
Declared unit	1,0	m <sup>2</sup>
Conversion factor to 1 kg	0,24	m <sup>2</sup> /kg
Mass reference	4,3	kg/m <sup>2</sup>

### LCA: Scenarios and additional technical information

All indicated values refer to the declared functional unit

#### Transport to the construction site (A4)

Name	Value for category	Unit
Litres of fuel (truck, EURO 0-5 mix)	0,0071	l/100km
Transport distance	700	km
Capacity utilisation (including empty runs)	85	%

#### Installation in the building (A5)

Name	Value for category	Unit
Material lost	0,13	kg

#### Maintenance (B2)

Indication per m<sup>2</sup> and year

Name	Value for category	Unit
Maintenance cycle (wet cleaning)	1,5	1/year
Maintenance cycle (vacuum cleaning)	208	1/year
Water consumption (wet cleaning)	0,004	m <sup>3</sup>
Cleaning agent (wet cleaning)	0,09	kg
Electricity consumption	0,314	kWh

#### End of Life (C1-C4)

Name	Value for category	Unit
Collected as mixed construction waste (scenario 1 and 2)	4,26	kg/m <sup>2</sup>
Collected separately (scenario 3)	4,26	kg/m <sup>2</sup>
Landfilling (scenario 1)	4,26	kg/m <sup>2</sup>
Energy recovery (scenario 2)	4,26	kg/m <sup>2</sup>
Energy recovery (scenario 3)	1,67	kg/m <sup>2</sup>
Recycling (scenario 3)	2,59	kg/m <sup>2</sup>

## LCA: Results for products with a maximum total pile weight of 700 g/m<sup>2</sup>

The declared result figures in module B2 have to be multiplied by the assumed service time (in years) of the floor covering in the building considered (see chapter: 'General Information on use stages B1 to B7').

### Information on un-declared modules:

Modules B3 - B7 are not relevant during the service life of the carpet and are therefore not declared.

Modules C1, C3/1, C4/2 and C4/3 cause no additional impact and are therefore not declared.

Module C2 represents the transport for scenarios 1, 2 and 3.

### Description of the system boundary

(X = Included in LCA; MDN = Module not declared)

State of production			State of construction phase		State of use							End of life state				Credits and loads after life
raw material supply	transport	manufacturing	delivery	installation	use	maintenance	repair	replacement	renewal	energy use	water use	stop of use / demolition	transport	waste management	disposal	reuse, recovery and recycling potential
A1	A2	A3	A4	A5	B1	B2	B3	B4	B5	B6	B7	C1	C2	C3	C4	D
X	X	X	X	X	X	X	MDN	MDN	MDN	MDN	MDN	MDN	X	X	X	X

### Results of the LCA - Environmental impact: 1 m<sup>2</sup> floor covering

Parameter	Unit	A1-A3	A4	A5	B1	B2	C2	C3/2	C3/3	C4/1	D/A5	D/1	D/2	D/3
<b>GWP</b>	[kg CO <sub>2</sub> -eq]	8,79E+00	1,79E-01	4,13E-01	0,00E+00	3,21E-01	9,93E-03	4,17E+00	2,46E-02	2,99E-01	-4,89E-02	0,00E+00	-1,63E+00	-4,22E-01
<b>ODP</b>	[kg CFC11-eq]	3,47E-09	4,91E-15	1,01E-10	0,00E+00	1,37E-08	2,73E-16	1,15E-12	1,09E-13	8,07E-14	-1,05E-13	0,00E+00	-3,50E-12	-8,70E-12
<b>AP</b>	[kg SO <sub>2</sub> -eq]	1,43E-02	7,38E-04	5,18E-04	0,00E+00	1,41E-03	4,10E-05	2,64E-03	6,37E-05	7,95E-04	-7,57E-05	0,00E+00	-2,52E-03	-1,61E-03
<b>EP</b>	[kg PO <sub>4</sub> ) <sub>3</sub> -eq]	1,80E-03	1,86E-04	7,77E-05	0,00E+00	4,42E-04	1,03E-05	6,47E-04	6,32E-06	8,32E-04	-8,56E-06	0,00E+00	-2,85E-04	-1,69E-04
<b>POCP</b>	[kg ethen-eq]	2,16E-03	-3,06E-04	5,84E-05	6,29E-05	1,74E-04	-1,70E-05	1,71E-04	4,36E-06	8,92E-05	-6,41E-06	0,00E+00	-2,14E-04	-2,18E-04
<b>ADPE</b>	[kg Sb-eq]	2,10E-06	1,34E-08	6,26E-08	0,00E+00	1,09E-06	7,46E-10	3,12E-08	1,25E-08	3,26E-08	-1,31E-08	0,00E+00	-4,37E-07	-5,21E-08
<b>ADPF</b>	[MJ]	1,84E+02	2,45E+00	5,51E+00	0,00E+00	6,38E+00	1,36E-01	2,48E+00	2,61E-01	4,33E+00	-6,75E-01	0,00E+00	-2,25E+01	-6,20E+01

Caption: **GWP** = Global warming potential; **ODP** = Depletion potential of the stratospheric ozone layer; **AP** = Acidification potential of land and water; **EP** = Eutrophication potential; **POCP** = Formation potential of tropospheric ozone photochemical oxidants; **ADPE** = Abiotic depletion potential for non-fossil resources; **ADPF** = Abiotic depletion potential for fossil resources

### Results of the LCA - Resource use: 1 m<sup>2</sup> floor covering

Parameter	Unit	A1-A3	A4	A5	B1	B2	C2	C3/2	C3/3	C4/1	D/A5	D/1	D/2	D/3
PERE	[MJ]	1,63E+01	1,35E-01	4,91E-01	0,00E+00	1,56E+00	7,52E-03	3,68E-01	1,68E-01	3,35E-01	-1,63E-01	0,00E+00	-5,42E+00	-4,51E-01
PERM	[MJ]	0,00E+00	0,00E+00	0,00E+00	0,00E+00	0,00E+00	0,00E+00	0,00E+00	0,00E+00	0,00E+00	0,00E+00	0,00E+00	0,00E+00	0,00E+00
PERT	[MJ]	1,63E+01	1,35E-01	4,91E-01	0,00E+00	1,56E+00	7,52E-03	3,68E-01	1,68E-01	3,35E-01	-1,63E-01	0,00E+00	-5,42E+00	-4,51E-01
PENRE	[MJ]	1,32E+02	2,46E+00	5,76E+00	0,00E+00	7,57E+00	1,36E-01	6,27E+01	6,03E+01	4,50E+00	-8,55E-01	0,00E+00	-2,85E+01	-6,24E+01
PENRM	[MJ]	5,99E+01	0,00E+00	0,00E+00	0,00E+00	0,00E+00	0,00E+00	-5,99E+01	-5,99E+01	0,00E+00	0,00E+00	0,00E+00	0,00E+00	0,00E+00
PENRT	[MJ]	1,92E+02	2,46E+00	5,76E+00	0,00E+00	7,57E+00	1,36E-01	2,80E+00	4,48E-01	4,50E+00	-8,55E-01	0,00E+00	-2,85E+01	-6,24E+01
SM	[kg]	1,87E+00	0,00E+00	5,44E-02	0,00E+00	0,00E+00	0,00E+00	0,00E+00	0,00E+00	0,00E+00	0,00E+00	0,00E+00	0,00E+00	2,59E+00
RSF	[MJ]	0,00E+00	0,00E+00	0,00E+00	0,00E+00	0,00E+00	0,00E+00	0,00E+00	0,00E+00	0,00E+00	0,00E+00	0,00E+00	0,00E+00	0,00E+00
NRSF	[MJ]	0,00E+00	0,00E+00	0,00E+00	0,00E+00	0,00E+00	0,00E+00	0,00E+00	0,00E+00	0,00E+00	0,00E+00	0,00E+00	-8,10E-30	6,01E+01
FW	[m <sup>3</sup> ]	2,84E-02	2,50E-04	1,33E-03	0,00E+00	7,38E-03	1,38E-05	1,66E-02	2,29E-04	-1,16E-05	-2,22E-04	0,00E+00	-7,40E-03	-5,61E-03

Caption **PERE** = Use of renewable primary energy excluding renewable primary energy resources used as raw materials; **PERM** = Use of renewable primary energy resources used as raw materials; **PERT** = Total use of renewable primary energy resources; **PENRE** = Use of non-renewable primary energy excluding non-renewable primary energy resources used as raw materials; **PENRM** = Use of non-renewable primary energy resources used as raw materials; **PENRT** = Total use of non-renewable primary energy resources; **SM** = Use of secondary material; **RSF** = Use of renewable secondary fuels; **NRSF** = Use of non-renewable secondary fuels; **FW** = Use of net fresh water

### Results of the LCA - Output flows and waste categories: 1 m<sup>2</sup> floor covering

Parameter	Unit	A1-A3	A4	A5	B1	B2	C2	C3/2	C3/3	C4/1	D/A5	D/1	D/2	D/3
HWD	[kg]	2,07E-07	1,42E-07	1,11E-08	0,00E+00	1,26E-09	7,88E-09	1,84E-08	2,10E-10	1,92E-08	-3,48E-10	0,00E+00	-1,16E-08	-1,30E-09
NHWD	[kg]	2,40E-01	2,06E-04	4,29E-02	0,00E+00	8,24E-03	1,15E-05	1,19E+00	3,15E-04	4,24E+00	-3,64E-04	0,00E+00	-1,21E-02	-9,23E-02
RWD	[kg]	3,28E-03	3,36E-06	9,95E-05	0,00E+00	3,95E-04	1,86E-07	1,26E-04	7,42E-05	6,39E-05	-7,15E-05	0,00E+00	-2,38E-03	-1,45E-04
CRU	[kg]	0,00E+00	0,00E+00	0,00E+00	0,00E+00	0,00E+00	0,00E+00	0,00E+00	0,00E+00	0,00E+00	0,00E+00	0,00E+00	0,00E+00	0,00E+00
MFR	[kg]	0,00E+00	0,00E+00	1,22E-01	0,00E+00	0,00E+00	0,00E+00	0,00E+00	2,59E+00	0,00E+00	0,00E+00	0,00E+00	0,00E+00	0,00E+00
MER	[kg]	0,00E+00	0,00E+00	0,00E+00	0,00E+00	0,00E+00	0,00E+00	0,00E+00	1,66E+00	0,00E+00	0,00E+00	0,00E+00	0,00E+00	0,00E+00
EEE	[MJ]	0,00E+00	0,00E+00	2,05E-01	0,00E+00	0,00E+00	0,00E+00	6,83E+00	0,00E+00	0,00E+00	0,00E+00	0,00E+00	0,00E+00	0,00E+00
EET	[MJ]	0,00E+00	0,00E+00	3,81E-01	0,00E+00	0,00E+00	0,00E+00	1,27E+01	0,00E+00	0,00E+00	0,00E+00	0,00E+00	0,00E+00	0,00E+00

Caption **HWD** = Hazardous waste disposed; **NHWD** = Non-hazardous waste disposed; **RWD** = Radioactive waste disposed; **CRU** = Components for re-use; **MFR** = Materials for recycling; **MER** = Materials for energy recovery; **EEE** = Exported electrical energy; **EET** = Exported thermal energy