Environmental Product Declaration

In accordance with ISO 14025 and EN 15804:2012+A2:2019/AC:2021 for:

DESSO Grain

from

TARKETT

Programme:	The International EPD® System, www.environdec.com
Programme operator:	EPD International AB
EPD registration number:	EPD-IES-0033450:001
Version date:	2026-08-24
Validity date:	2031-08-24

An EPD may be updated or depublished if conditions change. To find the latest version of the EPD and to confirm its validity, see www.environdec.com.



General information

Programme information

Programme:	The International EPD® System
Address:	EPD International AB Box 210 60 SE-100 31 Stockholm Sweden
Website:	www.environdec.com
E-mail:	support@environdec.com

CEN standard EN 15804 serves as the Core Product Category Rules (PCR)
Product category rules (PCR): *PCR 2019:14 version 2.0.1 and c-PCR-004 Resilient, textile and laminate floor coverings (EN 16810)*
PCR review was conducted by: *The Technical Committee of the International EPD® System lead by Rob Rouwette (chair) and Noa Meron (co-chair). A full list of members available on www.environdec.com. The review panel may be contacted via support@environdec.com*
Independent third-party verification of the declaration and data, according to ISO 14025:2006: ☐ EPD process certification ☒ EPD verification
Third party verifier: *Damien Prunel from LCIE Bureau Veritas*
Procedure for follow-up of data during EPD validity involves third party verifier: ☒ Yes ☐ No

The EPD owner has the sole ownership, liability, and responsibility for the EPD.

EPDs within the same product category but published in different EPD programmes, may not be comparable. For two EPDs to be comparable, they shall be based on the same PCR (including the same first-digit version number) or be based on fully aligned PCRs or versions of PCRs; cover products with identical functions, technical performances and use (e.g. identical declared/functional units); have identical scope in terms of included life-cycle stages (unless the excluded life-cycle stage is demonstrated to be insignificant); apply identical impact assessment methods (including the same version of characterisation factors); and be valid at the time of comparison. For further information about comparability, see EN 15804 and ISO 14025.

Company information

Owner of the EPD: Tarkett
Contact: Perla Boumendil (perla.boumendil@tarkett.com)
Description of the organisation:

With an international coverage and a wide range of products, Tarkett has over 130 years of experience in providing integrated solutions for floorings to professionals and end users.
Many of the most important architectural firms in the world and building professionals have chosen Tarkett for the value of its products and for its consultation and service abilities. Therefore, Tarkett floorings and sport surfaces are present in several prestigious architectural reference points. Tarkett offers integrated solutions for floorings, able to meet the particular needs of customers. Our wide range of designs, colours and models provides an infinite series of possibilities, contributing to create a positive environment and a better quality of life for people.

Tarkett operates with the utmost respect for the environment towards the realization of eco-friendly products.

Tarkett's commitment to the environment is woven throughout its business. Cradle-to-Cradle principles are, in fact, the basis of the design and production of every solution. Particularly, the lifecycle analysis is used to continuously improve the production process, and so the products until their use stage, disposal and recycling. The development of products that can be reused within internal production cycles, or external ones in case of other individuals, has been an integral part of the business strategy aimed at sustainability for many years. The WCM (World Class Manufacturing) management system has been developed in 2009, and it includes the environmental pillar aimed to the elimination of losses and to the growth of process efficiency.

Product-related or management system-related certifications: ISO 14001, ISO 45001, WCM manufacturing site

Name and location of production site(s): Dendermonde (Belgium) and Waalwijk (Netherlands)

Product information

Product name: DESSO Grain
Product identification: Carpet tiles with a 100% recyclable DESSO EcoBase®[1] backing and a solution dyed PA6 yarn.
Product description: Loose-lay carpet tiles (EN 1307) with DESSO EcoBase® backing developed by Tarkett. The service lifetime recommended by Tarkett is 10 years.
UN CPC code: 2223Z

LCA information

Functional unit / declared unit: 1m^2 of floor covering with a reference service life (RSL) of 1 year for specified characteristics application and use areas according to ISO 1307 and EN ISO 10874.
Reference service life: 1 year
Time representativeness: 2022

[1] Assured by Lloyds Register

Data quality

Primary data for manufacturing processes were collected for the full calendar year 2022. This one-year period is representative of typical production and complies with the requirements of EN 15941. The data quality assessment covers temporal, geographical, and technological representativeness, and follows the Product Environmental Footprint (PEF) method. This assessment covers data that together contribute to at least 80% of the results of each of the declared environmental impact indicators. The quality level of the relevant data (both specific and generic) can be categorized as Good. The relevant data assessed did not include any other data of the Bad or Very Bad level.

Database(s) and LCA software used: Ecoinvent 3.11, Simapro 10.2.0.3, EN 15804 reference package based on EF 3.1
Description of system boundaries: Cradle to grave and module D (A + B + C + D)

System diagram:

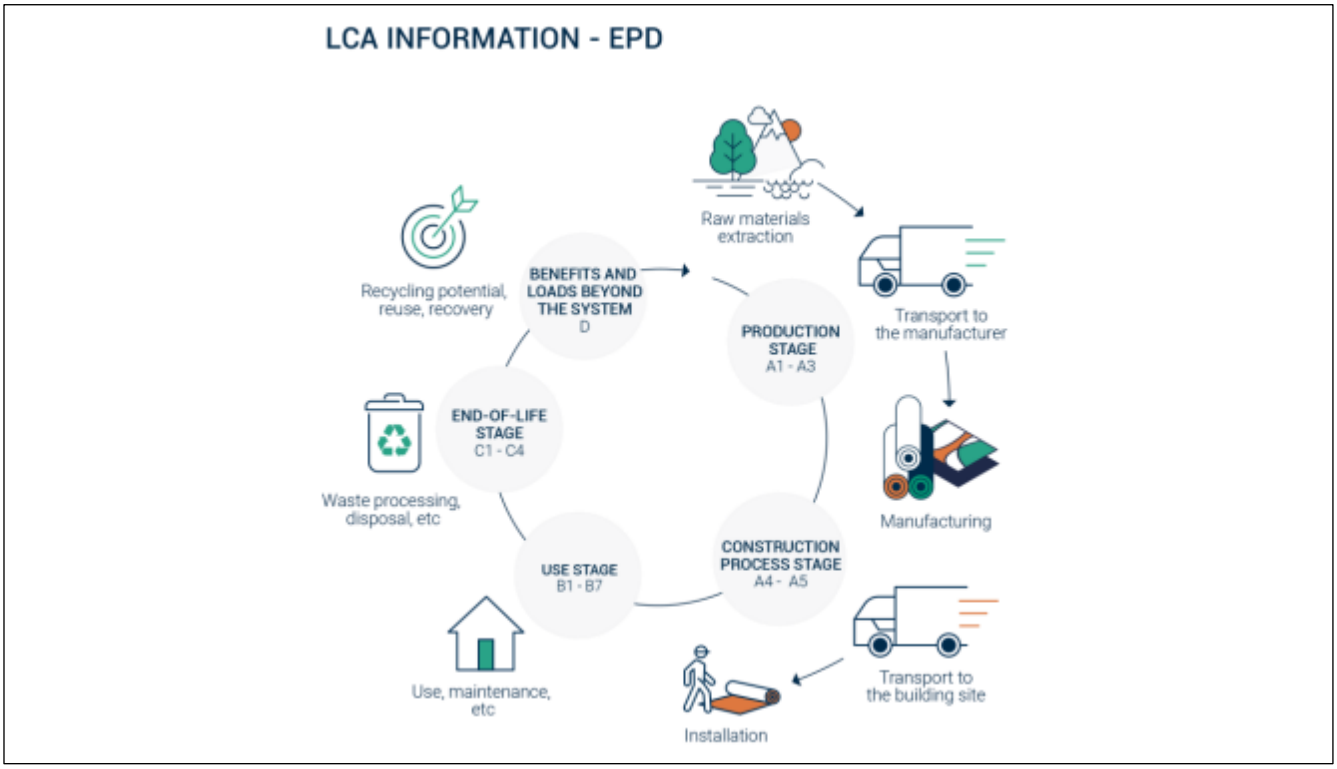

More information: The products are classified in accordance with EN ISO 10874, (previously EN 685) and in reference to the FCSS (Floor Covering Standard Symbols) to be used in all professional areas which require class 33 or less.

Modules declared, geographical scope, share of specific data (in GWP-GHG indicator) and data variation:

	Product stage			Construction process stage		Use stage							End of life stage				Resource recovery stage
	Raw material supply	Transport	Manufacturing	Transport	Construction installation	Use	Maintenance	Repair	Replacement	Refurbishment	Operational energy use	Operational water use	De-construction demolition	Transport	Waste processing	Disposal	Reuse-Recovery-Recycling-potential
Module	**A1**	**A2**	**A3**	**A4**	**A5**	**B1**	**B2**	**B3**	**B4**	**B5**	**B6**	**B7**	**C1**	**C2**	**C3**	**C4**	**D**
Modules declared	X	X	X	X	X	ND	X	ND	ND	ND	ND	ND	X	X	X	X	X
Geography	European technology and process coverage																European
Specific data used	57.7%	3%	0.5%	100%	100%	-	-	-	-	-	-	-	-	-	-	-	-
Variation – products	0%			-	-	-	-	-	-	-	-	-	-	-	-	-	-
Variation – sites	0%			-	-	-	-	-	-	-	-	-	-	-	-	-	-

Process	Source type	Source	Reference year	Data category	Share of primary data of GWP-GHG results for A1-A3
Product raw materials	Collected data, database	EPD owner, Ecoinvent v3.11	2022	Primary data	57.7%
Electricity consumption	Collected data	EPD owner	2022	Primary data	0.2%
Natural gas for manufacturing of product	Database	Ecoinvent v.3.11	2022	Primary data	0.3%
Transport of raw material to production site	Collected data	EPD owner	2022	Primary data	3.1%
Waste treatment	Collected data	EPD owner	2022	Secondary data	0.0%
Total share of primary data, of GWP-GHG results for A1-A3					61.2%

Content information

Characteristics	Yarn Weight [kg/m²]	Product Weight [kg/m²]	Product Thickness [mm]
Grain	6.00E-01	3.80E+00	6.50E+00

Chemical composition for above mentioned product is presented in the following table:

Product components	Weight [%]	Post-consumer material, weight-%	Renewable material, weight-%
Non-woven (PET/PP)	4%	0	0
Yarn PA6	16%	0	0
SBR-compound	5%	0	0
Aluminium trihydrate	13%	0	0
Primary chalk	4%	0	0
Glass scrim	1%	0	0
EcoBase (w. recycled chalk)*	57%	0	9
Packaging materials	**Weight, kg**	**Weight-% (versus the product)**	
Cardboard box	1.09E-01	3	
Wooden pallet	1.00E-01	3	

*EcoBase contains up to 82% pre-consumer recycled chalk.

Material Health

DESSO Grain is C2C-Silver certified.
Raw materials are assessed against 'Material Health' criteria as defined by the C2C product certification standard v5.0 and the C2C Material Health Assessment methodology (see www.c2ccertified.org).

Recycled content (third-party verified)

DESSO Grain contains up to 52.7% recycled and bio-based content[2]. The product is delivered with the Cradle to Cradle® Gold-certified DESSO EcoBase® backing, which is 100% recyclable[3] and designed with 100% positively defined[4] ingredients. This includes chalk upcycled from the Dutch drinking water industry and pine rosin, a by-product of the Scandinavian paper industry.

Product manufacturing

Production process

The production of carpet tiles is presented in the following figure:

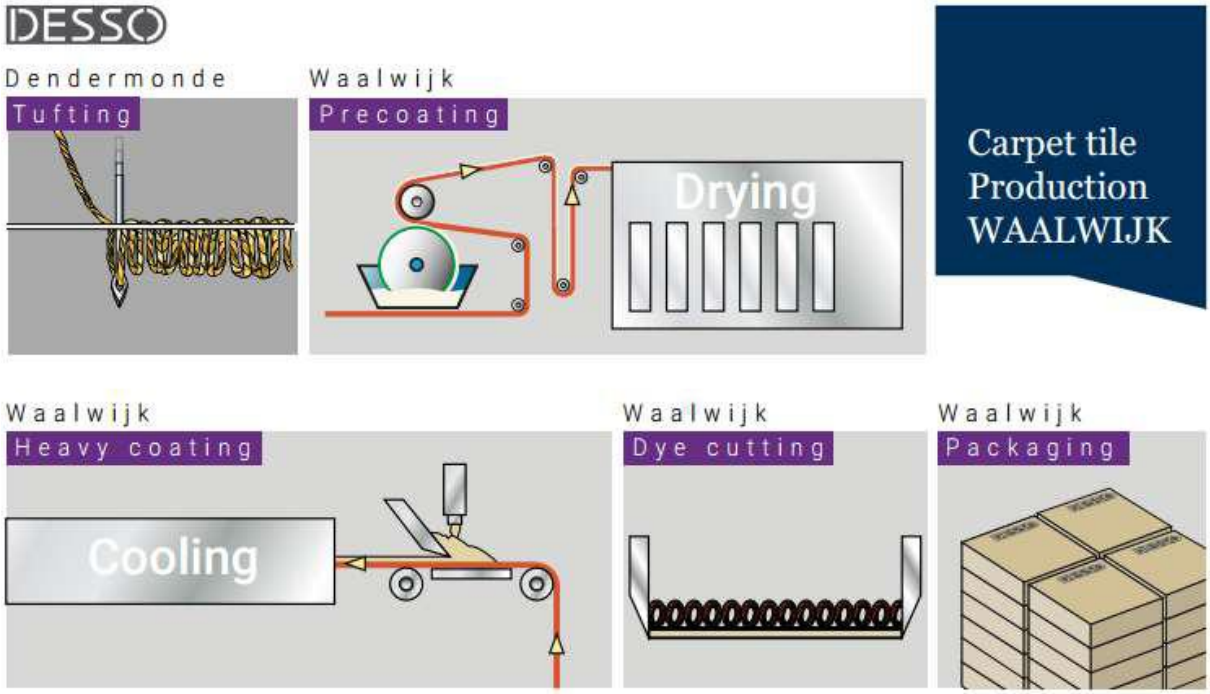

Renewable energy

Our carpet tiles are produced with energy from 100% renewable sources. The electricity is coming from renewable sources with Guarantees of Origin[5]

[2] This includes on average 5% bio-based content based on the total product weight. The recycled content is assured by Lloyds
[3] Assured by Lloyds Register
[4] Positively defined means all ingredients have been assessed as either Green (optimal) or Yellow (tolerable) according to the Cradle to Cradle® assessment criteria. As described in Cradle to Cradle® Certified Product Standard Version 4
[5] A mix of mainly wind and a small part of solar and hydro energy reflecting 0,04kgCO2eq/kWh

Production waste

Waste type	Grain
Non-hazardous waste to incineration in the cement industry [kg/m²]	2.29E-01
Non-hazardous wastewater to external treatment [kg/m²]	2.63E-02

Delivery and installation

Delivery

The average distribution distance between the factories and the installation site is presented in the following table. The distribution is made by truck.

	Grain
Average distance of delivery [km]	7.00E+02

Installation

Carpet flooring do not use any electric tools for their installation. If a cut is necessary, it could be done with a manual tool.

Waste

During the installation approximately 3% of the flooring is lost as off-cuts. All flooring losses are sent to incineration.

Packaging

50% of the packaging materials goes to incineration and 50% goes to landfill except for wooden pallet which are recycled.

Use Stage

Reference Service Life (RSL)

For these products, the stated RSL is 1 year. It should be noted, however, that the service life of a carpet flooring may vary depending on the amount and nature of floor traffic and the type and frequency of maintenance. The manufacturer has provided this service life on the basis of his experience of flooring manufacture and supply. This RSL is applicable as long as the product use complies with that defined by ISO 14041 and ISO 10874 in accordance with the product's classification. The service lifetime recommended by Tarkett is 10 years.

Cleaning and maintenance

The maintenance step concerns the cleaning of the floor. Tarkett has provided the recommended maintenance routine for the product throughout the reference life. Water, detergent and electricity consumption of the cleaning machine are considered in the LCA study:

- Common maintenance: 2 times / week
- Periodical maintenance: 2 times / year

Description	Amount	Unit
Electricity consumption	4.42E-01	kWh/year/m²
Water consumption	5.70E-02	L/year/m²
Detergent consumption	3.00E-03	L/year/m²

Prevention of structural damage

To avoid excessive wear, usage should be restricted to the stated areas of application as outlined by the norm ISO 10874.

End of Life

Our circular approach to carpet tiles enables us to reduce the emission of greenhouse gases like carbon dioxide, a major contributor to global warming. Tarkett has implemented a take-back and recycling program called ReStart[6]. Via Tarkett's Sales Network and with the help of logistic partners, post-use carpet tiles are collected and returned to Tarkett's carpet recycling centre in Waalwijk, the Netherlands[7]. DESSO's EcoBase products have been designed with disassembly and recycling in mind, which allows for recovery of yarn and backing materials in a closed-cycle and without loss of quality. The recycling process[8] is developed by Tarkett and unique in the market.

The only carpet tile manufacturer with a closed-loop recycling system, we limit the use of virgin raw materials for new products, and avoid common, carbon-emitting options such as incineration and the landfill at product end-of-life.

The end-of-life scenario in this EPD is a 100% recycling scenario, where products are sent to recycling. Based on primary data, this scenario has an efficiency rate of 75%, with 75% of the material flow regenerated as secondary material and the residual 25% sent to the cement industry for co-processing.

[6] https://professionals.tarkett.com/en_EU/node/restart-recycling-take-back-programme-9721
[7] https://professionals.tarkett.com/en_EU/node/recycling-carpet-tile-materials-closing-loop-10207
[8] Recyclability has been verified by Lloyds Register.

Transport

Carpets are recycled in the same factory where they are produced. So, the distance of transport between installation sites and recycling site is the same as for the module A4 (average delivery distance to customer).

	Grain
Transport distance to Tarkett's carpet recycling centre [km]	7.00E+02

Waste processing

Basically, the process separates yarn and EcoBase® backing and makes these main material streams available for the next carpet cycle, without loss of value and/or material properties (closed-loop recycling).
A small rest stream (mainly tuft cloth and SBR-compound) cannot be reused yet at the desired quality level. At this moment in time those streams will be considered as fuels and raw material (Chalk and ATH) for the cement industry, until other outlets will be found.

Resource recovery

Module D has been considered for this study in order to evaluate the possible environmental benefits obtainable through the re-use of secondary materials in other production cycles. Particularly, the module clearly describes the benefits and the environmental charges deriving from reusable products exiting from the system, such as secondary materials or secondary fuels.

Three outlets have been considered:

- Yarn
- DESSO EcoBase® backing
- Others compounds

PA6 yarn will be sent back to Tarkett's yarn supplier Aquafil for depolymerization and reuse in new carpet yarns. This post-use material stream can be used for 100% and without quality loss for the production of new carpet yarns.

DESSO EcoBase® backing is 100% recyclable in Tarkett's own production process. Post-use material can be directly recovered in Tarkett's production for the same purpose and avoids the production and use of primary material.

A small rest fraction is recycled in the cement industry. The chalk and ATH content substitutes primary chalk, which is a raw material for the production of cement. Organic residues substitute primary fuel for processing.

Interpretation of results

The environmental impact of DESSO EcoBase products should be considered over the whole life cycle and beyond, including all module A-D. DESSO EcoBase consists of a novel recipe, specially designed to enable post-consumer recycling on a high level, which means, for the same purpose and without quality loss.

The original EcoBase backing was introduced in 2010. Because of the relatively long service lifetime (10 years), the majority of current products are still in their first cycle, meaning that recycled content is still very minimal and not included in the calculations.

Environmental Information

The estimated impact results are only relative statements, which do not indicate the endpoints of the impact categories, exceeding threshold values, safety margins and/or risks.

The results of the end-of-life stage (modules C1-C4) should be considered when using the results of the product stage (modules A1-A5).

Potential environmental impact

Results per functional or declared unit - (End of Life → 75% in mass closed-loop recycling, 25% in mass co-processing)																
Indicator	**Unit**	**A1-A3**	**A4**	**A5**	**B1**	**B2**	**B3**	**B4**	**B5**	**B6**	**B7**	**C1**	**C2**	**C3**	**C4**	**D**
GWP-total	kg CO2 eq	7.49E+00	1.33E-01	4.61E-01	ND	1.51E-01	ND	ND	ND	ND	ND	0.00E+00	1.33E-01	6.98E-01	7.17E-01	-4.85E+00
GWP-fossil	kg CO2 eq	8.04E+00	1.32E-01	3.94E-01	ND	1.50E-01	ND	ND	ND	ND	ND	0.00E+00	1.33E-01	1.20E-01	7.17E-01	-4.86E+00
GWP- biogenic	kg CO2 eq	-5.68E-01	2.80E-05	6.66E-02	ND	3.49E-04	ND	ND	ND	ND	ND	0.00E+00	2.81E-05	5.77E-01	6.52E-06	1.93E-02
GWP- Luluc	kg CO2 eq	1.14E-02	4.41E-05	3.50E-04	ND	6.72E-04	ND	ND	ND	ND	ND	0.00E+00	4.41E-05	1.37E-04	3.57E-06	-4.03E-03
ODP	kg CFC11 eq	1.27E-06	2.89E-09	3.84E-08	ND	2.55E-09	ND	ND	ND	ND	ND	0.00E+00	2.91E-09	2.71E-09	3.34E-10	-3.84E-08
AP	mol H+ eq	2.23E-02	4.21E-04	7.53E-04	ND	7.51E-04	ND	ND	ND	ND	ND	0.00E+00	4.28E-04	9.03E-04	1.57E-04	-1.00E-02
EP-freshwater	kg P eq	8.74E-04	9.09E-06	2.80E-05	ND	1.37E-04	ND	ND	ND	ND	ND	0.00E+00	9.09E-06	7.27E-05	1.95E-06	-4.50E-04
EP-marine	kg N eq	5.60E-03	1.40E-04	2.36E-04	ND	1.41E-04	ND	ND	ND	ND	ND	0.00E+00	1.44E-04	1.49E-04	9.18E-05	-1.21E-03
EP-terrestrial	mol N eq	3.02E-02	1.53E-03	1.23E-03	ND	1.16E-03	ND	ND	ND	ND	ND	0.00E+00	1.57E-03	1.39E-03	7.79E-04	-1.65E-02
POCP	kg NMVOC eq	2.18E-02	6.38E-04	7.84E-04	ND	3.70E-04	ND	ND	ND	ND	ND	0.00E+00	6.48E-04	4.70E-04	1.95E-04	-9.35E-03
ADP-minerals&metals*	kg Sb eq	2.80E-05	4.60E-07	8.88E-07	ND	3.57E-07	ND	ND	ND	ND	ND	0.00E+00	4.60E-07	6.60E-06	4.86E-08	-1.23E-05
ADP-fossil*	MJ	1.59E+02	1.88E+00	4.99E+00	ND	3.49E+00	ND	ND	ND	ND	ND	0.00E+00	1.89E+00	1.18E+00	1.51E-01	-1.11E+02
WDP	m3 depriv.	7.08E-01	7.43E-03	1.59E-02	ND	3.46E-02	ND	ND	ND	ND	ND	0.00E+00	7.44E-03	5.30E-02	3.79E-03	4.88E+00
PM*	disease inc.	1.56E-07	1.05E-08	5.85E-09	ND	2.72E-09	ND	ND	ND	ND	ND	0.00E+00	1.06E-08	9.98E-09	7.20E-10	-1.07E-07
IRP*	kBq U-235 eq	2.64E-01	2.25E-03	8.52E-03	ND	9.64E-02	ND	ND	ND	ND	ND	0.00E+00	2.25E-03	4.49E-03	4.31E-04	-1.17E-01
ETP-fw*	CTUe	1.05E+01	2.50E-01	2.88E+00	ND	3.61E-01	ND	ND	ND	ND	ND	0.00E+00	2.50E-01	1.03E+00	1.41E+00	-5.97E+00
HTP-c*	CTUh	1.32E-09	2.24E-11	5.48E-11	ND	2.35E-11	ND	ND	ND	ND	ND	0.00E+00	2.26E-11	1.29E-10	6.08E-11	-6.71E-10
HTP-nc*	CTUh	3.42E-08	1.17E-09	1.80E-09	ND	1.11E-09	ND	ND	ND	ND	ND	0.00E+00	1.18E-09	5.93E-09	2.13E-09	-1.59E-08
LU*	Pt	8.83E+01	1.12E+00	2.79E+00	ND	5.35E-01	ND	ND	ND	ND	ND	0.00E+00	1.12E+00	5.41E+00	3.30E-02	-4.20E+00
Acronyms	GWP-fossil = Global Warming Potential fossil fuels; GWP-biogenic = Global Warming Potential biogenic; GWP-luluc = Global Warming Potential land use and land use change; ODP = Depletion potential of the stratospheric ozone layer; AP = Acidification potential, Accumulated Exceedance; EP-freshwater = Eutrophication potential, fraction of nutrients reaching freshwater end compartment; EP-marine = Eutrophication potential, fraction of nutrients reaching marine end compartment; EP-terrestrial = Eutrophication potential, Accumulated Exceedance; POCP = Formation potential of tropospheric ozone; ADP-minerals&metals = Abiotic depletion potential for non-fossil resources; ADP-fossil = Abiotic depletion for fossil resources potential; WDP = Water (user) deprivation potential, deprivation-weighted water consumption; PM = Potential incidence of disease due to PM emissions; IRP = Potential Human exposure efficiency relative to U235; ETP-fw = Potential Comparative Toxic Unit for ecosystems; HTP-c = Potential Comparative Toxic Unit for humans; HTP-nc = Potential Comparative Toxic Unit for humans; LU = Land use															

** Disclaimer: The results of this environmental impact indicator shall be used with care as the uncertainties of these results are high or as there is limited experience with the indicator. The estimated impact results are only relative statements, which do not indicate the endpoints of the impact categories, exceeding threshold values, safety margins and/or risks.*
If the EPD covers the end-of-life stage. The results of the end-of-life stage (modules C1-C4) should be considered when using the results of the product stage (modules A1-A3).

Use of resources

Results per functional or declared unit - (End of Life → 75% in mass closed-loop recycling, 25% in mass co-processing)																
Indicator	**Unit**	**A1-A3**	**A4**	**A5**	**B1**	**B2**	**B3**	**B4**	**B5**	**B6**	**B7**	**C1**	**C2**	**C3**	**C4**	**D**
PERE	MJ	3.67E+01	3.07E-02	2.69E+00	ND	7.76E-01	ND	ND	ND	ND	ND	0.00E+00	3.07E-02	1.81E+01	6.43E-03	1.47E+01
PERM	MJ	3.62E+00	0.00E+00	-1.47E+00	ND	4.50E-03	ND	ND	ND	ND	ND	0.00E+00	0.00E+00	0.00E+00	0.00E+00	0.00E+00
PERT	MJ	4.04E+01	3.07E-02	1.22E+00	ND	7.76E-01	ND	ND	ND	ND	ND	0.00E+00	3.07E-02	1.81E+01	6.43E-03	1.47E+01
PENRE	MJ	1.36E+02	1.88E+00	4.29E+00	ND	3.46E+00	ND	ND	ND	ND	ND	0.00E+00	1.89E+00	1.18E+00	1.51E-01	-9.35E+01
PENRM	MJ	2.32E+01	0.00E+00	6.97E-01	ND	2.53E-02	ND	ND	ND	ND	ND	0.00E+00	0.00E+00	0.00E+00	0.00E+00	1.34E+01
PENRT	MJ	1.59E+02	1.88E+00	4.99E+00	ND	3.46E+00	ND	ND	ND	ND	ND	0.00E+00	1.89E+00	1.18E+00	1.51E-01	-8.01E+01
SM	kg	1.91E+00	0.00E+00	5.73E-02	ND	0.00E+00	ND	ND	ND	ND	ND	0.00E+00	0.00E+00	0.00E+00	0.00E+00	-8.06E-01
RSF	MJ	8.55E-25	0.00E+00	2.57E-26	ND	0.00E+00	ND	ND	ND	ND	ND	0.00E+00	0.00E+00	0.00E+00	0.00E+00	-8.04E-25
NRSF	MJ	1.01E-23	0.00E+00	3.02E-25	ND	0.00E+00	ND	ND	ND	ND	ND	0.00E+00	0.00E+00	0.00E+00	0.00E+00	-9.48E-24
FW	m^3	2.66E-02	2.35E-04	7.99E-04	ND	2.11E-03	ND	ND	ND	ND	ND	0.00E+00	2.36E-04	1.39E-03	8.05E-04	1.01E-01
Acronyms	PERE = Use of renewable primary energy excluding renewable primary energy resources used as raw materials; PERM = Use of renewable primary energy resources used as raw materials; PERT = Total use of renewable primary energy resources; PENRE = Use of non-renewable primary energy excluding non-renewable primary energy resources used as raw materials; PENRM = Use of non-renewable primary energy resources used as raw materials; PENRT = Total use of non-renewable primary energy re-sources; SM = Use of secondary material; RSF = Use of renewable secondary fuels; NRSF = Use of non-renewable secondary fuels; FW = Use of net fresh water															

Waste production and output flows

Results per functional or declared unit - (End of Life → 75% in mass closed-loop recycling, 25% in mass co-processing)																
Indicator	**Unit**	**A1-A3**	**A4**	**A5**	**B1**	**B2**	**B3**	**B4**	**B5**	**B6**	**B7**	**C1**	**C2**	**C3**	**C4**	**D**
Hazardous waste disposed	kg	8.76E-03	5.81E-05	2.68E-03	ND	1.16E-04	ND	ND	ND	ND	ND	0.00E+00	5.82E-05	9.21E-04	1.09E-02	-8.63E-04
Non-hazardous waste disposed	kg	1.97E+00	1.11E-01	2.00E-01	ND	4.89E-02	ND	ND	ND	ND	ND	0.00E+00	1.11E-01	3.55E-01	1.24E-02	-8.66E-01
Radioactive waste disposed	kg	8.59E-04	5.55E-07	2.59E-05	ND	2.48E-05	ND	ND	ND	ND	ND	0.00E+00	5.55E-07	1.12E-06	1.09E-07	-6.30E-04
Components for re-use	kg	0.00E+00	0.00E+00	0.00E+00	ND	0.00E+00	ND	ND	ND	ND	ND	0.00E+00	0.00E+00	0.00E+00	0.00E+00	0.00E+00
Material for recycling	kg	2.22E-01	0.00E+00	1.07E-01	ND	0.00E+00	ND	ND	ND	ND	ND	0.00E+00	0.00E+00	2.87E+00	6.54E-01	2.08E-01
Materials for energy recovery	kg	8.35E-02	0.00E+00	1.17E-01	ND	0.00E+00	ND	ND	ND	ND	ND	0.00E+00	0.00E+00	0.00E+00	3.01E-01	0.00E+00
Exported energy	MJ	0.00E+00	0.00E+00	0.00E+00	ND	0.00E+00	ND	ND	ND	ND	ND	0.00E+00	0.00E+00	0.00E+00	0.00E+00	3.73E+00

Information on biogenic carbon content

Results per functional or declared unit		
BIOGENIC CARBON CONTENT	**Unit**	**QUANTITY**
Biogenic carbon content in product	kg C	1.51E-01
Biogenic carbon content in packaging	kg C	1.09E-03

Note: 1 kg biogenic carbon is equivalent to 44/12 kg CO_2.

Additional mandatory and voluntary impact category indicators

Results per functional or declared unit - (End of Life → 75% in mass closed-loop recycling, 25% in mass co-processing)																
Indicator	**Unit**	**A1-A3**	**A4**	**A5**	**B1**	**B2**	**B3**	**B4**	**B5**	**B6**	**B7**	**C1**	**C2**	**C3**	**C4**	**D**
GWP-GHG[9]	kg CO_2 eq.	8.06E+00	1.33E-01	3.95E-01	ND	1.51E-01	ND	ND	ND	ND	ND	0.00E+00	1.33E-01	1.20E-01	7.17E-01	-4.86E+00

[9] This indicator accounts for all greenhouse gases except biogenic carbon dioxide uptake and emissions and biogenic carbon stored in the product. As such, the indicator is identical to GWP-total except that the CF for biogenic CO_2 is set to zero.

REFERENCES

a) General Programme Instructions of International EPD System. Version.5.0.1
b) EN 15804:2012+A2:2019 – *Sustainability of construction works – Environmental Product Declarations – Core rules for the product category of construction products.* European Committee for Standardization (CEN), Brussels.
c) ISO 14025:2006 – *Environmental labels and declarations – Type III environmental declarations – Principles and procedures.* International Organization for Standardization (ISO), Geneva
d) PCR 2019:14. Construction products. Version 2.0.1
e) c-PCR-004 Resilient, Textile and Laminate Floor Coverings (EN 16810). International EPD® System.
f) EN 1307 – Textile Floor Coverings – Classification of Pile Carpets. European Committee for Standardization (CEN), Brussels.
g) ISO 10874:2019 – Resilient, Textile and Laminate Floor Coverings – Classification. International Organization for Standardization (ISO), Geneva.
h) EN 15941 – Sustainability of Construction Works – Data Quality for Environmental Assessment of Products and Construction Work. European Committee for Standardization (CEN), Brussels.

Version history

Original version of the EPD, 2026-08-24

Abbreviations

Abbreviation	Definition	Category
EN	European Norm (Standard)	General Abbreviations
EPD	Environmental Product Declaration	General Abbreviations
ISO	International Organization for Standardization	General Abbreviations
LCA	Life Cycle Assessment	General Abbreviations
PCR	Product Category Rules	General Abbreviations
CEN	European Committee for Standardization	General Abbreviations
CPC	Central Product Classification	General Abbreviations
GWP	Global Warming Potential (incl. biogenic CO_2 eq.)	Environmental Impact Indicators
GWP-fossil	Global Warming Potential from fossil sources (kg CO_2 eq.)	Environmental Impact Indicators
GWP-biogenic	Global Warming Potential from biogenic sources (kg CO_2 eq.)	Environmental Impact Indicators
GWP-luluc	Global Warming Potential from land use and land use change (kg CO_2 eq.)	Environmental Impact Indicators
ODP	Ozone Depletion Potential (kg CFC-11 eq.)	Environmental Impact Indicators
AP	Acidification Potential (mol H^+ eq.)	Environmental Impact Indicators
EP-freshwater	Eutrophication Potential (kg P eq.)	Environmental Impact Indicators
EP-marine	Eutrophication Potential (kg N eq.)	Environmental Impact Indicators
EP-terrestrial	Eutrophication Potential (mol N eq.)	Environmental Impact Indicators
POCP	Photochemical Ozone Creation Potential (kg NMVOC eq.)	Environmental Impact Indicators
ADP-mineral	Abiotic Depletion Potential for non-fossil resources (kg Sb eq.)	Environmental Impact Indicators
ADP-fossil	Abiotic Depletion Potential for fossil resources (MJ)	Environmental Impact Indicators
WDP	Water Deprivation Potential (m^3 world eq. deprived)	Environmental Impact Indicators
PM	Potential incidence of disease due to PM emissions	Environmental Impact Indicators
IRP	Potential Human exposure efficiency relative to U235	Environmental Impact Indicators
ETP-fw	Potential Comparative Toxic Unit for ecosystems	Environmental Impact Indicators
HTP-c	Potential Comparative Toxic Unit for humans	Environmental Impact Indicators
HTP-nc	Potential Comparative Toxic Unit for humans	Environmental Impact Indicators
SQP	Potential soil quality index	Environmental Impact Indicators
PERE	Use of renewable primary energy resources (MJ)	Resource Use Indicators
PERM	Use of renewable primary energy resources as raw materials (MJ)	Resource Use Indicators
PERT	Total use of renewable primary energy resources (MJ)	Resource Use Indicators
PENRE	Use of non-renewable primary energy resources (MJ)	Resource Use Indicators
PENRM	Use of non-renewable primary energy resources as raw materials (MJ)	Resource Use Indicators
PENRT	Total use of non-renewable primary energy resources (MJ)	Resource Use Indicators
SM	Use of secondary material (kg)	Resource Use Indicators
RSF	Use of renewable secondary fuels (MJ)	Resource Use Indicators
NRSF	Use of non-renewable secondary fuels (MJ)	Resource Use Indicators
FW	Use of net fresh water (m^3)	Resource Use Indicators
A1	Raw material supply	Lifecycle Stages / Modules
A2	Transport	Lifecycle Stages / Modules
A3	Manufacturing	Lifecycle Stages / Modules
A4	Transport	Lifecycle Stages / Modules
A5	Construction/installation	Lifecycle Stages / Modules
B1	Use	Lifecycle Stages / Modules
B2	Maintenance	Lifecycle Stages / Modules
B3	Repair	Lifecycle Stages / Modules
B4	Replacement	Lifecycle Stages / Modules
B5	Refurbishment	Lifecycle Stages / Modules
B6	Operational energy use	Lifecycle Stages / Modules
B7	Operational water use	Lifecycle Stages / Modules
C1	Deconstruction/demolition	Lifecycle Stages / Modules
C2	Transport	Lifecycle Stages / Modules
C3	Waste processing	Lifecycle Stages / Modules
C4	Disposal	Lifecycle Stages / Modules
D	Reuse-Recovery-Recycling potential	Lifecycle Stages / Modules
PA6	Polyamide 6	Other Relevant Terms
PET	Polyethylene Terephthalate	Other Relevant Terms
SBR	Styrene Butadiene Rubber	Other Relevant Terms
ATH	Aluminium trihydrate	Other Relevant Terms
C2C	Cradle to Cradle	Other Relevant Terms
GWP-GHG	Global Warming Potential - Green House Gas	Other Relevant Terms
kg	Kilogram	Other Relevant Terms
kg CO_2 eq.	Kilograms of Carbon Dioxide Equivalent	Other Relevant Terms
kg CO_2eq/kWh	Kilograms of Carbon Dioxide Equivalent per kilowatt-hour	Other Relevant Terms
kg/m^2	Kilograms per square meter	Other Relevant Terms
WCM	World Class Manufacturing	Other Relevant Terms
FCSS	Floor Covering Standard Symbols	Other Relevant Terms
RSL	Reference Service Life	Other Relevant Terms
CF	Conversion factor	Other Relevant Terms

References

General Programme Instructions of the International EPD® System. Version 5.0.1.
PCR 2019:14. Version 2.0.1 c-PCR-004 Resilient, textile and laminate floor coverings (EN 16810).

F

EPD®

www.environdec.com