

Laboratory of Flammability Testing

Textile Research Institute, 92-103 Lodz, 5/15 Brzezinska Str., Tax number: 724-000 06-64,
Laboratory: 90-520 Lodz, 118 Gdanska Str., phone 48 42 2534435 (436), fax 48 42 2534490
e-mail: mszejna@iw.lodz.pl

TEST CERTIFICATE ON THE REACTION TO FIRE TESTS FOR FLOORINGS

No 313 / BP / 18

Test method:

- PN-EN ISO 9239-1:2010 Reaction to fire tests for floorings.
Part 1: Determination of the burning behavior using a radiant heat source.
- PN-EN ISO 11925-2:2010 Reaction to fire tests. Ignitability of building products subjected to direct impingement of flame.
Part 2: Single-flame source test.

Orderer:

Tarkett DOO
Industrijska zona 12, 21400 Backa Palanka, Republic of Serbia

Subject of testing:

Heterogeneous vinyl floor covering named **STELLA** consisting of:
- an overlay made of polyvinyl chloride
- a first intermediate compact layer made of polyvinyl chloride and fillers
- a second intermediate saturant layer made of polyvinyl chloride and fillers reinforced with glass fiber
- a foam made of polyvinyl chloride and fillers

Overall nominal weight: 2,220 kg/m³

Overall nominal thickness: 2,07 mm

Testing sample with the correct size, in appropriate state for testing, supplied by the Orderer with its characteristic and without the Sampling Protocol.

Results of testing: Samples glued to the non-flammable substrate (cement-fibre plate) with glue named Uzin KE 418

1. Flame spread testing and measurement of smoke emission according to PN-EN ISO 9239-1:2010

Critical heat flux CHF	10,5 ± 0,7 [kW/m ²]
Maximum light beam weakness	33 ± 8 [%]
Total smoke emission	73 ± 13 [%·min]

The reported expanded uncertainty is based on a standard uncertainty, multiplied by a coverage factor k=2, providing a confidence level of approximately 95%.

2. Ignitability testing under the direct impingement of flame according to PN-EN ISO 11925-2:2010

During 20 s test (flame acting - 15 s):

- samples tested on surface and edge exposure charred and melted in the flame acting area,
- samples tested on edge exposure ignited, but the top of flame hasn't reached 150 mm above its contact point for each tested samples.

The above results refer to testing conditions specified by the standard; they shouldn't be taken into consideration to real fire conditions

Tests performed by:

Bartłomiej Paperski Eng.

Andrzej Kubacki, technician

Test Certificate authorized by:

Laboratorium Badań Palności Wyrobów
KIEROWNIK

mgr Inż. *M. Szejna*
27.07.2018

Sample received on: 02.07.2018

Test performed on: 25.07÷26.07.2018

NOTES:

- The Testing results refer only to the tested sample.
- Test Certificate consists of 7 pages.
- Test Certificate must not be reproduced in another way, than as a whole without a prior written consent of the Testing Laboratory.
- The Orderer using this Test Certificate is responsible for the conformity between the product and sample submitted for testing.

The Testing Laboratory accredited by the Polish Centre for Accreditation (PCA), No AB 029.

DETAILED TESTING RESULTS

1. Flame spread testing and measurement of smoke emission according to PN-EN ISO 9239-1:2010

Climate conditions: temperature (23 ± 2) °C; humidity (50 ± 5) %; time: 2 weeks
 Testing conditions: temperature 22 °C; humidity 64 %

Samples glueded to the non-flammable substrate - cement-fibre plate: thickness (8±2)mm, density (1800±200) kg/m³, with glue named Uzin KE 418

a) Results of basic testing

Flame spread testing

Pilot burner flame acting time : 10 min

Tested value	Unit	Number of specimen			
		1	2	3	4
		Direction			
		lengthwise	crosswise		
Extinguish time of specimen	[s]	269	291	384	380
Flame spread distance after 10min	[mm]	110	120	140	220
Flame spread distance after 20min	[mm]	110	120	140	220
Flame spread distance after 30min	[mm]	-	-	-	-
Maximum flame spread distance	[mm]	110	120	140	140
Melting (charing) range	[mm]	200	280	350	400
Heat Flux after 10min – HF-10	[kW/m ²]	10,9	10,7	10,4	10,4
Heat Flux after 20min – HF-20	[kW/m ²]	10,9	10,7	10,4	10,4
Critical Heat Flux – CHF	[kW/m ²]	10,9	10,7	10,4	10,4
Critical Heat Flux - average value – CHF _{av}	[kW/m ²]	-	10,5		

Time of flame front crossing reaching zones and the corresponding intensity of the heat flux

Zone No	Number of specimen			
	1	2	3	4
	Direction			
	lengthwise	Crosswise		
1	150 s (>11 kW/m ²)	152 s (>11 kW/m ²)	174 s (>11 kW/m ²)	180 s (>11 kW/m ²)
2	215 s (10,9 kW/m ²)	214 s (10,9 kW/m ²)	291 s (10,9 kW/m ²)	262 s (10,9 kW/m ²)
3				
4				
5	-	-	-	-

b) Results of additional testing

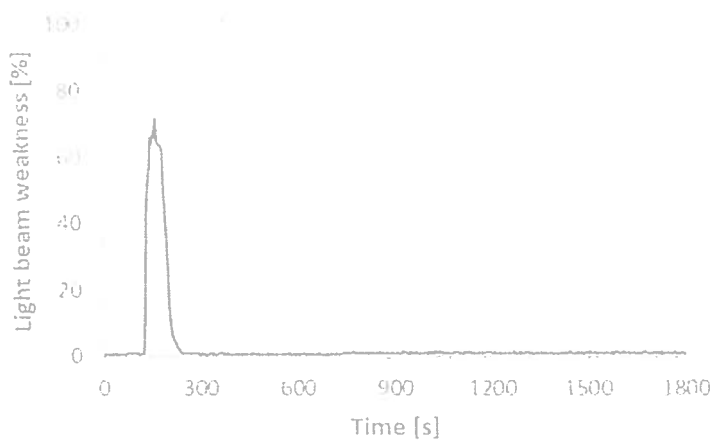
Measurement of smoke emission

Tested parameters	Unit	Number of specimen			
		1	2	3	4
		Direction			
		lengthwise	crosswise		
Maximum light beam weakness	[%]	37,4	42,4	30,0	27,3
Maximum light beam weakness - average value	[%]	-	33,2		
Total smoke emission	[%·min]	82,5	80,0	82,1	57,6
Total smoke emission - average value	[%·min]	-	73,2		

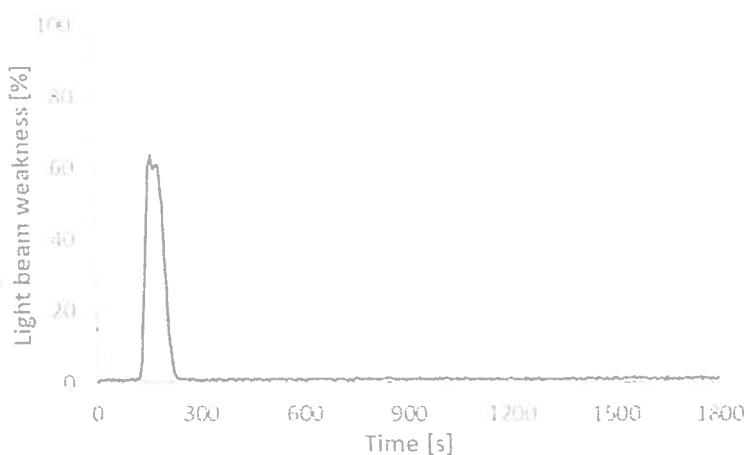
imy

Graph: relationship between light beam weakness and time

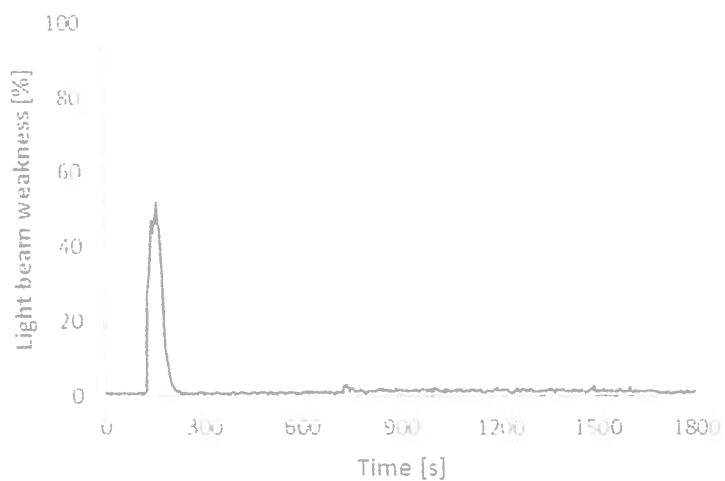
Sample No 2



Sample No 3



Sample No 4



W

2. Ignitability testing under the direct impingement of flame according to PN-EN ISO 11925-2:2010

Climate conditions: temperature $(23 \pm 2) ^\circ\text{C}$; humidity $(50 \pm 5) \%$; time: 2 weeks
 Testing conditions: temperature $22 ^\circ\text{C}$; humidity 68 %

Samples glueded to the non-flammable substrate - cement-fibre plate: thickness $(8 \pm 2)\text{mm}$, density $(1800 \pm 200) \text{kg/m}^3$, with glue named Uzin KE 418

Flame acting time: 15 s
 Test time: 20 s

a) Lengthwise direction

Surface exposure

Sample no	Did sample ignition appear?	Did the top of flame reach 150 mm above its contact point within 20 s of testing?	The time of reaching 150 mm above its contact point within 20 s by flame top [s]	Did filter paper ignition appear?
1	NO	NO	-	NO
2	NO	NO	-	NO
3	NO	NO	-	NO

Remarks:

Under the flame acting surface of samples charred and melted in the flame acting area.

Edge exposure

Sample no	Did sample ignition appear?	Did the top of flame reach 150 mm above its contact point within 20 s of testing?	The time of reaching 150 mm above its contact point within 20 s by flame top [s]	Did filter paper ignition appear?
1	YES	NO	-	NO
2	YES	NO	-	NO
3	YES	NO	-	NO

b) Crosswise direction

Surface exposure

Sample no	Did sample ignition appear?	Did the top of flame reach 150 mm above its contact point within 20 s of testing?	The time of reaching 150 mm above its contact point within 20 s by flame top [s]	Did filter paper ignition appear?
1	NO	NO	-	NO
2	NO	NO	-	NO
3	NO	NO	-	NO

Remarks:

Under the flame acting surface of samples charred and melted in the flame acting area.

Edge exposure

Sample no	Did sample ignition appear?	Did the top of flame reach 150 mm above its contact point within 20 s of testing?	The time of reaching 150 mm above its contact point within 20 s by flame top [s]	Did filter paper ignition appear?
1	YES	NO	-	NO
2	YES	NO	-	NO
3	YES	NO	-	NO



TESTS RESULTS COMMENT

Based on results of the tests performed according to:

1. PN-EN ISO 9239-1:2010

- critical heat flux CHF = $(10,5 \pm 0,7)$ kW/m²

- total smoke emission = (73 ± 13) %-min

2. PN-EN ISO 11925-2:2010

- the top of flame hasn't reached 150 mm above its contact point for each tested samples within 20 s,
samples of tested heterogeneous vinyl floor covering named **STELLA**, meet requirements of PN-EN 13501-1+A1:2010 *Fire classification of construction products and building elements – Part 1: Classification using data from reaction to fire tests* *) for **B_{fl} s1** class.

Laboratorium Badań Palności Wyrobców
KIEROWNIK


mgr Inż. Małgorzata Szejna

*) Table 2 *Classes of reaction to fire performance for floorings – requirements for B_{fl} s1 class*

1. PN-EN ISO 9239-1:2010

- critical heat flux $\geq 8,0$ kW/m²

- s1 = total smoke emission ≤ 750 %-min

2. PN-EN ISO 11925-2:2010

- F_s ≤ 150 mm within 20 s

Lódź, 27.07.2018

END OF THE TEST CERTIFICATE